



# **IWAS WHEELCHAIR FENCING**

## **RULES FOR COMPETITION**

A decorative graphic consisting of several overlapping, wavy lines in various shades of green, flowing from the left side of the page towards the bottom right.

# **BOOK 1 -TECHNICAL RULES**

Version: January 2020

# IWF RULES FOR COMPETITIONS

## BOOK 1 – TECHNICAL RULES

	<b>Article</b>
<b>PART I. GENERAL RULES AND RULES COMMON TO THE THREE WEAPONS</b>	
<b>CHAPTER 1. APPLICATION OF THE RULES</b>	
Obligatory use of the rules .....	t.1
<b>CHAPTER 2. GLOSSARY</b>	
Competitions	
Assaults and bouts .....	t.2
Match .....	t.3
Competition .....	t.4
Championship .....	t.5
Explanation of some technical terms	
Fencing time .....	t.6
Offensive and defensive actions .....	t.7
Offensive actions .....	t.8
Defensive actions .....	t.9
The point in line position .....	t.10
<b>CHAPTER 3. THE FIELD OF PLAY .</b> .....	<b>t.11–14</b>
<b>CHAPTER 4. THE FENCERS' EQUIPMENT</b>	
Responsibility of fencers .....	t.15
<b>CHAPTER 5. FENCING</b>	
Method of holding the weapon .....	t.16
Coming on guard .....	t.17
Beginning, stopping and restarting the bout .....	t.18
Fencing at close quarters .....	t.19
Displacing the target and passing the opponent .....	t.21
Substitution and use of the non-sword hand and arm .....	t.22–23
Starting before „Play!“ .....	t.24
Lifting from the wheelchair.....	t.25–26
Losing balance .....	t.27
Wheelchair damage .....	t.28
Disability related break .....	t.29
Duration of the bout .....	t.30–32
Accidents, withdrawal of a competitor .....	t.33

CHAPTER 6. REFEREEING AND JUDGING OF HITS .....	<b>t.34</b>
The Referee .....	<b>t.35</b>
Judges .....	<b>t.36</b>
Attribution of referees	
Paralympic Games, World and Zonal Championships	
Individual competitions .....	<b>t.37</b>
Team competitions .....	<b>t.38</b>
World Cup competitions .....	<b>t.39</b>
Method of judging hits	
Materiality of the hit .....	<b>t.40–41</b>
Validity or priority of the hit .....	<b>t.42</b>
Regulation equipment and checking of equipment by the Referee .	<b>t.43–44</b>
Non-regulation equipment .....	<b>t.45</b>

## PART 2. FOIL

### THE CONVENTIONS OF FENCING

METHOD OF MAKING A HIT .....	<b>t.46</b>
TARGET	
Limitation of the target .....	<b>t.47</b>
Hits off the target .....	<b>t.48</b>
Extension of the valid target .....	<b>t.49</b>
JUDGING OF HITS AT FOIL .....	<b>t.50</b>
Materiality of the hit .....	<b>t.51–52</b>
Annulment of a hit .....	<b>t.53–54</b>
Validity or priority of the hit	
Preface .....	<b>t.55</b>
Respect of the fencing phrase .....	<b>t.56–59</b>
Judging of hits .....	<b>t.60</b>

## PART 3. EPEE

### THE CONVENTIONS OF FENCING

METHOD OF MAKING A HIT .....	<b>t.61</b>
THE TARGET .....	<b>t.62–63</b>
JUDGING OF HITS AT EPEE .....	<b>t.64</b>
Basic principle .....	<b>t.65</b>
The annulment of hits .....	<b>t.66–69</b>

## PART 4. SABRE

### THE CONVENTIONS OF FENCING

METHOD OF MAKING A HIT .....	<b>t.70</b>
THE TARGET .....	<b>t.71–72</b>
JUDGING OF HITS AT SABRE	
Materiality and annulment of hits .....	<b>t.73</b>
Validity or priority of the hit	
Preface .....	<b>t.74</b>
Respect of the fencing phrase .....	<b>t.75–79</b>
Judging of hits .....	<b>t.80</b>

## PART 5. DISCIPLINARY RULES FOR COMPETITIONS

### CHAPTER 1. APPLICATION

Persons subject to these rules .....	<b>t.81</b>
Maintenance of order and discipline .....	<b>t.82–83</b>
The competitors	
Pledge of honour .....	<b>t.84</b>
Refusing to fence an opponent .....	<b>t.85</b>
Presence on time .....	<b>t.86</b>
Fencing etiquette .....	<b>t.87</b>
Personal effort .....	<b>t.88</b>
The team manager .....	<b>t.89</b>
The team captain .....	<b>t.90</b>
The referees and judges .....	<b>t.91</b>
The instructors, trainers and technicians .....	<b>t.92</b>
The spectators .....	<b>t.93</b>

### CHAPTER 2. THE DISCIPLINARY AUTHORITIES AND THEIR COMPETENCE

Jurisdiction .....	<b>t.94</b>
Principle of jurisdiction .....	<b>t.95</b>
The Referee .....	<b>t.96</b>
The Directoire Technique .....	<b>t.97</b>
The Executive Committee of the IPC at the Paralympic Games .....	<b>t.98</b>
IWF - Central Office, Disciplinary Commission, Executive Committee	<b>t.99</b>

### CHAPTER 3. PENALTIES

Classification of penalties .....	<b>t.100– 101</b>
Penalties related to fencing .....	<b>t.103– 105</b>
Disciplinary penalties .....	<b>t.106– 112</b>
Announcement of penalties .....	<b>t.113</b>

CHAPTER 4. THE PENALTIES AND THE COMPETENT JURIDICAL AUTHORITIES	
The types (groups) of penalty .....	<b>t.114</b>
Competence .....	<b>t.115</b>
The First Group of offences .....	<b>t.116</b>
The Second Group of offences .....	<b>t.117</b>
The Third Group of offences .....	<b>t.118</b>
The Fourth Group of offences .....	<b>t.119</b>
Schedule of offences and penalties .....	<b>t.120</b>
CHAPTER 5. PROCEDURE	
Basic principle .....	<b>t.121</b>
Protests and appeals .....	<b>t.122– 123</b>
Investigation — Right of defence .....	<b>t.124</b>
Method of decision .....	<b>t.125</b>
Repetition of offence .....	<b>t.126</b>
CHAPTER 6. ANTI-DOPING CONTROLS	
Anti-doping controls .....	<b>t.127</b>

## BOOK 1 – TECHNICAL RULES

**Remarks:** Throughout the Rulebook

- **IWF** stands for **IWAS Wheelchair Fencing**
- **IWF EC** stands for **IWAS Wheelchair Fencing Executive Committee**
- words importing singular number or masculine gender shall include the plural number or feminine gender, as the case may be, and vice versa

### PART I. GENERAL RULES AND RULES COMMON TO THE THREE WEAPONS

#### CHAPTER 1. APPLICATION OF THE RULES

##### OBLIGATORY USE OF THE RULES

- f.1.** These Rules are obligatory without modification for the 'Official Competitions of IWF', viz.:
- The World and Zonal Wheelchair Fencing Championships, in all categories
  - The Wheelchair Fencing events at the Paralympic Games
  - All Wheelchair Fencing World Cup competitions.

#### CHAPTER 2. GLOSSARY

##### COMPETITIONS

##### ASSAULTS AND BOUTS

- f.2.** A friendly combat between two fencers is called an *assault*. When the score of such an assault is kept to determine a result, it is called a *bout*.

##### MATCH

- f.3.** The aggregate of the bouts fought between the fencers of two different teams is called a *match*.

##### COMPETITION

- f.4.**
1. A *competition* is the aggregate of the bouts (individual competitions) or of the matches (team competitions) required to determine the winner of the event.
  2. Competitions are distinguished by weapons, by the competitors' sex and category, by their age and by the fact that they are for individuals or for teams.
  3. The fencer's *category* is the result of his classification according to his disability. The classification procedure is described in 'Book 4. Classification'

## CHAMPIONSHIP

- t.5. A *championship* is the name given to a competition held to determine the best fencer or the best team at each weapon for an IWAS national member organisation, for a specific region or for the world and for a specific period of time.

## EXPLANATION OF SOME TECHNICAL TERMS COMMONLY USED IN THE JUDGING OF FENCING <sup>1</sup>

### FENCING TIME

- t.6. *Fencing time* is the time required to perform one simple fencing action.

### OFFENSIVE AND DEFENSIVE ACTIONS

- t.7. 1. The *offensive actions* are the attack, the riposte and the counter riposte.
- The *attack* is the initial offensive action made by extending the arm and continuously threatening the opponent's target, preceding the launching of the lunge or flèche (cf. t.56ss, t.75ss).
  - The *riposte* is the offensive action made by the fencer who has parried the attack.
  - The *counter-riposte* is the offensive action made by the fencer who has parried the riposte.
2. The defensive actions are the parries.
- The *parry* is the defensive action made with the weapon to prevent an offensive action arriving.

### EXPLANATION

- t.8. *Offensive actions*

#### 1. The attack

The action is *simple* when it is executed in one movement and is

- either *direct* (in the same line)
- or *indirect* (in another line).

The action is *compound* when it is executed in several movements.

#### 2. The riposte

The riposte may be *immediate* or *delayed*, depending on what action takes place and the speed at which it is carried out.

Ripostes are:

##### a) Simple, direct

- *Direct riposte*: a riposte which hits the opponent without leaving the line in which the parry was made.
- *Riposte along the blade*: a riposte which hits the opponent by grazing along the blade after the parry.

##### b) Simple, indirect

*Riposte by disengagement*: a riposte which hits the opponent in the opposite line to

---

<sup>1</sup> It is stressed that this section in no way replaces a treatise on fencing and is only included in order to help the reader to understand the Rules

- that in which the parry was formed (by passing under the opponent's blade if the parry was formed in the high line, and over the blade if the parry was formed in the low line).
- *Riposte with a coupé*: a riposte which hits the opponent in the opposite line to that in which the parry was formed (the blade always passing over the opponent's point).

c) Compound

- *Riposte with a doublé*: a riposte which hits the opponent in the opposite line to that in which the parry was formed, but after having described a complete circle round the opponent's blade.
- *Riposte with a one-two*: a riposte which hits the opponent in the same line as that in which the parry was formed but after the blade has first been into the opposite line, by passing under the opponent's blade.

**3. Counter-attacks**

*Counter-attacks* are offensive or offensive-defensive actions made during the offensive action of the opponent.

a) The stop hit

A counter-attack made into an attack.

b) The *stop hit made with opposition*

A counter-attack made while closing the line in which the opponent's attack will be completed (cf. t.56ss, t.64ss and t.76ss).

c) The *stop hit made within a period of fencing time*, i.e. 'in time' (cf. t.59, t.79).

**4. Other offensive actions**

a) The remise

A simple and immediate offensive action which follows the original attack, without withdrawing the arm, after the opponent has parried or retreated, when the latter has either quitted contact with the blade without riposting or has made a riposte which is delayed, indirect or compound.

c) The *redoublement*

A new action, either simple or compound, made against an opponent who has parried without riposting or who has merely avoided the first action by retreating or displacing the target.

d) The *reprise of the attack*

A new attack executed immediately after a return to the onguard position.

d) *Counter-time*

Any action made by the attacker against a stop hit made by his opponent.

**DEFENSIVE ACTIONS**

**t.9.** Parries are *simple, direct*, when they are made in the same line as the attack.

They are *circular* (counter-parries) when they are made in the opposite line to that of the attack.

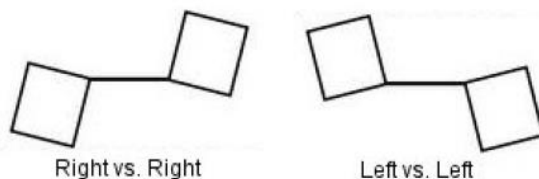
**THE POINT IN LINE POSITION**

**t.10.** The point in line position is a specific position in which the fencer's sword arm is kept straight and the point of his weapon continually threatens his opponent's valid target (cf. t.56.3.a/b/c, t.60.4.e, t.60.5.a, t.76, t.80.3.e, t.80.4.a/b).

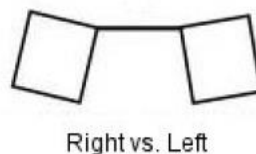


### CHAPTER 3. THE FIELD OF PLAY

- f.11.** The field of play should have an even surface. It should give neither advantage nor disadvantage to either of the two fencers concerned, especially as regards light.
- f.12.** 1. That portion of the field of play which is used for fencing is called the *piste*.  
2. Competitions at the three weapons are fenced on the same pistes.
- f.13.** 1. For Wheelchair Fencing a *fencing frame* will be used on the piste for fixation of the wheelchairs.  
2. The frame must be arranged in a way to enable the fencers to fence with their preferred fencing arm. (see figure 1 and 2)  
3. All frames used in IWF competitions must have been approved by the IWF EC and must follow the guidelines mentioned in m.61.  
4. While fencing, the fencers must sit in a wheelchair that fulfils the rules of m.25.9.
- f.14.** The piste must have a size that ensures correct fencing. In foil and epee there must be a conductive area around the fencing frames that is large enough to avoid hits on the ground.



**Figure 1. Fencing position for right/right and left/left**



**Figure 2. Fencing position for right/left**

### CHAPTER 4. THE FENCERS' EQUIPMENT

(Weapons — Equipment — Clothing)

#### RESPONSIBILITY OF FENCERS

- f.15.** 1. Fencers arm, equip and clothe themselves and fence at their own responsibility and at their own risk.

2. It is obligatory for any fencer who warms up or trains with another fencer on site at an official IWF competition (including in the training halls linked to the competition) to wear fencing clothing and equipment which conforms with the FIE regulations.

Any person giving a lesson must wear at least a fencing master's plastron as well as a fencing glove and a mask conforming with the regulations.

Any fencer taking a lesson must wear at least a mask and a glove.

The Supervisor of the competition or a member of the Directoire Technique must penalize any person not respecting this rule with a yellow card, followed by a black card in case of a repeated infringement.

3. The safety measures specified in the Rules and in the standards contained in the annexe to them and the methods of control laid down in the present Rules (cf. Material Rules) are only designed to reinforce the fencers' safety and cannot *guarantee* it. They cannot, therefore, whatever the manner in which they are applied, impart responsibility to the IWF EC, or to the organisers of competitions, to the officials or personnel who carry out such organisation, or to those who may cause an accident.

## CHAPTER 5. FENCING

### METHOD OF HOLDING THE WEAPON

- t.16. 1. With all three weapons, defence must be effected exclusively with the guard and the blade used either separately or together.
2. If the handle has no special device or attachment or special shape (e.g. orthopaedic), a fencer may hold it only in the way identically to the position while taking the distance.  
  
However, the weapon must not be — either permanently or temporarily, in an open or disguised manner — transformed into a throwing weapon; it must be used without the hand leaving the handle and without the hand slipping along the handle from front to back during an offensive action.
3. When the handle has a special device or attachment or has a special shape (e.g. orthopaedic) it must be held in such a way that the upper surface of the thumb is in the same plane as the groove in the blade (at foil or at épée) and perpendicular to the plane of flexibility of the blade at sabre.
4. The weapon must be used with one hand only; a fencer may not change hands until the end of the bout, unless the Referee gives special permission in the case of injury to the hand or arm.
5. Fencers who have significant loss of grip or control of the weapon hand, may bind with the authority of two IWF classifiers the weapon to the weapon hand. The binding must cover and close the sleeve opening of the weapon arm and must give satisfactory protection to the weapon hand. (m.25, m.33).

### COMING ON GUARD

- t.17. 1. The fencer whose number is called first should place himself on the right of the Referee, except in the case of a bout between a right- and a left-hander, if the lefthander is called first. During poules, if a fencer has to fence two matches in a row, the fencer can stay in his wheelchair in the fencing frame on the same side of the Referee.

2. Competitors come on guard when the Referee gives the order 'On guard!', after which the Referee asks, 'Are you ready?'. On receiving an affirmative reply, or in the absence of a negative reply, he gives the command for fencing to commence with the word 'Play!'.
3. a) The fencers must come on guard correctly and remain completely still until the command 'Play!' is given by the Referee.  
b) The vertical line on the back of the jacket must align with the vertical line on the back of the chair, unless an exception approved by a Classifier exists (cf.m25.4d; m25.9.2; m28.7; m34.6).
4. Competitors are always put on guard in upright position, whether at the beginning of the bout or subsequently, sitting upright in the centre of the width of their wheelchairs. The sword arms not extended, their blades not in contact, and the points of their weapons will not extend beyond the front of their opponent's guard.
5. If fencers cannot agree on the „on guard“ positions of the blades, the referee will find a decision which alternates in following similar situations. The referee will ensure that neither fencer gains any advantage from the application of this rule.
6. Whenever play is to be resumed, competitors are put on guard sitting upright in the middle of their wheelchair seat. If a fencer deliberately tries to get advantage by changing his sitting position before „Play!“, he will be penalised according Articles t.114, t.116, t.120
7. At foil and sabre fencers may not come on guard in the 'in line' position.

#### **BEGINNING, STOPPING AND RESTARTING THE BOUT**

- t.18** 1. The start of the bout is signalled by the word 'Play!'. Any Movement made or initiated before the word 'Play!' is not allowed (cf. t.24).
2. The bout stops on the word 'Halt!', except in the case of special events occurring which modify the regular and normal conditions of the bout (cf. also t.32.1/2).
3. Directly the order 'Halt!' has been given, a competitor may not start a new action; only a movement which has been begun before the order was given remains valid. Everything which takes place afterwards is entirely non valid (But cf. t.32.1/2).
4. If a competitor stops before the word 'Halt!', and is hit, the hit is valid.
5. The order 'Halt!' is also given if the play of the competitors is dangerous confused or contrary to the Rules, if one of the competitors is disarmed, loses balance or if the fixation of a wheelchair or the ground cable to the epee aprons is unfastened (cf. t.27, t.54.5 and t.73.4.j).
6. The Referee may not allow a fencer to leave the piste, save in exceptional circumstances. If a competitor does so without permission he is liable to incur the penalties enumerated in Articles t.114, t.116, t.120.

#### **FENCING AT CLOSE QUARTERS**

- t.19.** Fencing at close quarters is allowed so long as the competitors can wield their weapons correctly and the Referee can, at foil and sabre, follow the phrase.

**t.20.** -

#### **DISPLACING THE TARGET**

- t.21.** 1. Displacing the target and ducking are allowed even if during the action the unarmed hand comes into contact with the piste.
2. It is forbidden to turn one's back on one's opponent during the bout. Should such an offence occur, the Referee will penalise the fencer at fault as specified in Articles t.114,

t.116, t.120 and any hit scored by the fencer at fault is annulled.

#### **SUBSTITUTION AND USE OF THE NON-SWORD HAND AND ARM**

- t.22.** 1. The use of the non-sword hand and arm to carry out an offensive or defensive action is forbidden (cf. t.114, t.117, t.120). Should such an offence occur, the hit scored by the fencer at fault is annulled and the latter will be penalised as specified for offences of the 2nd group (red card).
2. At foil and sabre, it is forbidden to protect the target area or to substitute another part of the body for the target area, by covering it (cf. t.114, t.116, t.120); any hit scored by the fencer at fault is annulled.
- a) If, during the fencing phrase, there is protection or substitution of a valid surface, the fencer at fault will be penalised as specified for offences of the 1st group (cf. also t.49.1, t.72.2).
- b) If, during the fencing phrase, as a result of protection or substitution of a valid surface, a hit correctly given is registered as not valid, the fencer at fault will be penalised as specified for offences of the 1st group (cf. also t.49.1, t.72.2) and the hit will be awarded by the referee.
3. During the fight, the fencer must not, under any circumstances, take hold of any part of the electrical equipment with his non-sword hand (cf. t.114, t.116, t.120); any hit scored by the fencer at fault is annulled.
- t.23.** 1. If during a bout the Referee notices that one of the fencers is making use of his non-sword arm and/or hand, or is protecting or covering the valid target with a non-valid surface, he can call for the help of two neutral judges who will be designated by the Directoire Technique.
2. These judges, one on each side of the piste, will watch all aspects of the fight and will indicate, by raising their hand or when asked by the Referee, if the non-sword arm or hand has been used, or if the fencer has protected or covered the valid target with a non-valid surface (cf. t.49, t.114, t.116, t.120).
3. The Referee may also make the fencers change places so that the fencer committing this fault does not have his back to the Referee.

#### **STARTING BEFORE "PLAY!"**

- t.24.** Starting to fence or moving before the command "Play!" is forbidden. In the case of violation of this rule, the referee will apply the penalties for group 1 offences (t.114, t.116, t.120).

#### **LIFTING FROM THE WHEELCHAIR**

- t.25.** When a fencer's foot leaves the wheelchair foot rest or uses the floor to gain advantage, the referee will punish the fencer according to t.114, t.116, t.120; any hit scored by the fencer at fault is annulled.

- t.26.** Lifting from the wheelchair's seat is forbidden. A fencer who does so will be punished by t.114, t.116, t.120; any hit scored by the fencer at fault is annulled.

Raising one buttock from the seat is permissible and not a reason for halting the bout.

To enforce this regulation the referee can call two judges, designated by the Directoire Technique for observing the fencers.

#### **LOSING BALANCE**

- t.27. 1.** When a competitor loses balance on his attack or because of unfastened wheelchair, the referee must immediately call 'Halt!'. This incurs no penalty whatever.

However,

- losing balance deliberately is an offence of first group and will be penalised according to t.114, t.116, t.120.
  - unfastening the wheelchair deliberately to enforce a remeasurement of the distance is an offence of second group (t.114, t.117, t.120)
- 2.** Hits scored before the fencer loses balance are valid provided that the action was started before the 'Halt!' Hits scored after losing balance must be annulled.

#### **WHEELCHAIR DAMAGE**

- t.28. 1.** When a fencer's wheelchair is damaged or develops a fault, the referee may only allow the time that is strictly necessary for it to be repaired or exchanged. After a maximum of 10 minutes the referee must start the fight again. If the fencer is incapable of continuing the fight, the Referee will decide that the fencer should retire (individual events) and/or be replaced, if possible (team events).

During the remainder of the same day, a fencer cannot be allowed a further break unless as a result of a different fault.

The Directoire Technique may modify the order of bouts in a pool in order to ensure the efficient running of the competition.

- 2.** Destroying the wheelchair to gain advantage is an offence of second group and will be penalised according to article t.114, t.117, t.120.

#### **DISABILITY RELATED BREAK**

- t.29.** In the case of the occurrence of any condition associated with the handicap (e.g. involuntary spasm) the referee may allow, without restriction, sufficient time for recovery. The referee will use his discretion to prevent unfair advantage being taken of this rule.

#### **DURATION OF THE BOUT**

- t.30. 1.** Duration of the bout is held to mean the effective duration, that is the total of the intervals of time between the orders 'Play!' and 'Halt!'.

- 2.** The duration of the bout is registered by the Referee or by a timekeeper. For the finals of all official competitions, as well as for all bouts for which a chronometer is visible to the spectators, the chronometer must be so placed that it is visible to the two fencers on the piste and to the Referee.

- 3.** The effective duration of a bout is:

- For pools, 5 hits, maximum 3 minutes.
- For direct elimination bouts, 15 hits, maximum 9 minutes divided into 3 periods of 3 minutes, with one minute's pause between any two periods.
- For team matches, 3 minutes for each lap or bout.
- 

- t.31. 1.** The fencers may ask how much time they have left to fence each time that the fencing is interrupted.

- 2.** Any fencer who attempts improperly to cause or to prolong interruptions to the bout is penalised as specified in Articles t.114, t.116, t.120.

- t.32.** 1. At the expiry of the regulation fencing time, if the clock is linked to the scoring apparatus (obligatory standard for finals of official IWF competitions), it must set off automatically a loud audible signal, and automatically cut off the scoring apparatus, without cancelling hits registered before the disconnection. The bout stops with the audible signal.
2. If the clock is not linked to the scoring apparatus, the timekeeper must shout 'Halt!' (or operate a sound signal) which stops the fight; in this case even a 'coup lancé' is not valid.
3. Should there be a failure of the clock or an error by the timekeeper, the Referee must himself estimate how much fencing time is left.
4. When wireless apparatus is used, no hits registered after the end of fencing time will be awarded even if a lamp is showing on the wireless apparatus.

#### **INJURIES OR CRAMP, WITHDRAWAL OF A COMPETITOR**

- t.33.** 1. For an injury or cramp which occurs in the course of a bout and which is properly attested by the IWF delegate or by the doctor on duty, the Referee will allow a break in the fight lasting no longer than 10 minutes. This break should be timed from the point when the doctor gave his opinion and be strictly reserved for the treatment of the injury or cramp which brought it about. If the doctor considers, before or at the end of the 10-minute break, that the fencer is incapable of continuing the fight, he will decide that the fencer should retire (individual events) and/or be replaced, if possible (team events) (cf. o.44.11.a/b).
2. During the remainder of the same day, a fencer cannot be allowed a further break unless as a result of a different injury or cramp.
3. Should a fencer demand a break which is deemed by the IWF delegate or by the doctor on duty to be unjustified, the Referee will penalise that fencer as specified in Articles t.114, t.117, t.120.
4. In team events a fencer judged unable to continue the bout by the doctor may, nevertheless, on the advice of the same doctor, fight in subsequent matches on the same day.
5. The Directoire Technique may modify the order of bouts in a pool in order to ensure the efficient running of the competition (cf. o.16.1).

### **CHAPTER 6. REFEREEING AND JUDGING OF HITS**

- t.34.** 1. By accepting a position as referee or judge, the person so designated pledges his honour to respect the Rules and to cause them to be respected, and to carry out his duties with the strictest impartiality and absolute concentration.
2. Referees may not combine their function with any other activity during the tournament, such as member of the Directoire Technique, team captain, official delegate of their national federation, trainer, etc.

#### **THE REFEREE**

- t.35.** 1. All bouts at fencing are directed by an IWF approved referee who must be in possession of an IWF refereeing license.
2. The Referee has many duties:
- a) He calls the roll of the competitors (cf. t.86.1, t.86.5/6).
  - b) He directs the bout.
  - c) Before each bout he must check the weapons, the wheelchairs, clothes and equipment of the fencers, according to the regulations below.

- d) He superintends the proper functioning of the electrical apparatus. Either on his own initiative or when asked to do so by a team captain or competitor, he implements tests necessary to check the apparatus and locate any faults which may be found. He will prevent the competitors from hindering the tests by unplugging or changing their equipment at the wrong moment.
- e) He directs the judges, time-keepers, scorers, etc.
- f) The referee may be seated and positions himself and moves in such a way as to be able to follow the bout while always being able to see the illumination of the signal lamps.
- g) He penalises faults (cf. t.96.2).
- h) He awards the hits (cf. t.40ss).
- i) He maintains order (cf. t.96.1-4).
- j) Whenever he considers it necessary, he should consult the experts concerning the electrical apparatus (cf. o.7).

## **JUDGES**

- t.36.**
- 1. The Referee fulfils his functions with the aid of an apparatus for the automatic registering of hits; he may also be assisted by two judges watching for the use of the unarmed hand or arm, substitution of the valid target, hits scored on the floor at epee, changing sitting position, lifting from the wheelchair or any other offence defined in the Rules (cf. t.120).
  - 2. The judges are obligatory for all individual competition finals and for the final (2 teams) of team events.
  - 3. The judges are placed on each side of the Referee, on either side of the piste; they watch all aspects of the entire fight.
  - 4. The judges must change ends halfway through each bout or after each period in direct elimination bouts and after each bout in team matches, so as not to watch the same fencer the whole time.

## **ATTRIBUTION OF REFEREES AND VIDEO-CONSULTANTS**

### **Paralympic Games, World and Zonal Championships**

The video-consultant must:

- a) be a referee holding an IWF refereeing licence;
- b) have been trained to assist with the video;
- c) be of a different nationality from the fencers on the piste;
- d) be of a different nationality from the main referee.

## **INDIVIDUAL COMPETITIONS**

- t.37.**
- 1. For the rounds of pools and the direct elimination table, the IWF Refereeing Delegate selects the referees by drawing lots.
  - 2. For the pools, the referee must be of a different nationality from that any of the fencers in the pool.
  - 3. For the direct elimination tables at each weapon, the IWF Refereeing Delegate establishes, among the referees present, a list of the best referees at each weapon (according to the grades obtained during the season).

For each pair of bouts a referee is assigned by drawing lots from among at least 7 to 8 referees, to referee the bouts in the order of the table. They must be of a different nationality from that of any of the fencers participating in that pair of bouts.

4. At the end of each round, the IWF Refereeing Delegates can withdraw a referee whose performance was not satisfactory. This decision must be taken by the majority of the Directoire Technique present. However, a referee may not be changed during a bout except in exceptional circumstance. In such a case the decision, which must be well founded, must be taken by the majority of the Directoire Technique present (this rule is equally valid for team competitions).
5. For the final of 4, the IWF Refereeing Delegate, immediately after the end of the direct elimination tables, select 4 referees by lot from among at least 7 to 8 referees, who must be of a different nationality from any of the fencers. 10 minutes before the final, the Refereeing Delegates will draw lots to assign the referees for all the bouts at the same time, in the following order: 1st semi-final, 2nd semi-final, final, and 3rd place (Paralympic Games).
6. In conformity with articles t.37.2 and t.37.3, the designation of the video-consultant must be made by drawing lots. The name and nationality of the video-consultant must also be written on the pool or match sheet, beside those of the referee.

### **TEAM COMPETITIONS**

- t.38.** The same rules as those in article t.37 3), 4), 5) are applied to the team competitions, with two referees per match.

### **WORLD CUP COMPETITIONS**

- t.39.** Rules described in t.37 and t.38 above are applied by the Directoire Technique, assisted for the finals by the official IWF Refereeing delegate.

### **METHOD OF JUDGING HITS**

#### **MATERIALITY OF THE HIT**

- t.40.** 1. The materiality of the hit is established according to the indications of the apparatus, and when necessary by consulting the judges (cf. t.36).
2. Only the indications of the electrical apparatus as indicated by its own lamps or by the extension lamps can be taken into consideration for judging hits. Under no circumstances can the Referee declare a competitor to be hit unless the hit has been properly registered by the apparatus (except as provided for in Article t.49.1 or when a penalty hit has been awarded).
- t.41.** On the other hand, the Referee should, in the cases enumerated for each weapon, annul a hit registered by the apparatus (cf. t.53ss, t.66ss, t.73).

#### **VALIDITY OR PRIORITY OF THE HIT**

- t.42.** 1. As soon as the bout has stopped, the Referee briefly analyses the movements which composed the last fencing phrase.
2. After reaching his decision regarding the materiality of a hit, the Referee, by applying the rules, decides which fencer was hit, whether both were hit (épée), or whether there was no valid hit (cf. t.55ss, t.64ss, t.74ss).
3. Video-Refereeing
- a) Video-refereeing is compulsory at all 3 weapons at the World Championships and the Paralympic Games. It is optional for all other IWF events.
- i) For individual competitions of the open World Championships, video refereeing is obligatory starting with the quarter-final matches (best 8 fencers) onwards, for team competitions starting with the semi-final matches onwards. 4 pistes equipped for



video-refereeing are thus necessary.

ii) For individual and team events at the Paralympic Games, the video-refereeing system is mandatory in all three weapons, at all stages of the competition.

#### b) Appeals

Both in team and individual events, only the fencer on the piste has the right to request a video review.

i) In individual events, the fencer has:

- in pools, one possible appeal during each bout;
- in direct elimination bouts, two possible appeals.

Should the referee agree with the fencer who appealed for the videorefereeing, the latter is entitled to retain his right of appeal.

ii) In team events, the fencers have one possible right to appeal to the videorefereeing per relay and they are entitled to retain this right should the referee agree with the appeal.

iii) In the case of an appeal for video-refereeing, the referee will walk over to the video consultant, they will watch the video together and after having analysed the action, the referee will give his final decision.

c) There shall only be a maximum of 4 repetitions of the action. The referee can choose to review the action in real time or in slow motion, at any speed he wishes.

d) At all weapons and at any time, the referee may consult his monitor before making a decision.

e) If the fencers' scores are equal at the end of the match, for the decisive hit, the referee must use the video-refereeing before even giving his decision, except in the case specified in article t.42.3.d.


f) The video consultant may at any time request that the referee use the videorefereeing.

g) Once the referee, together with the video consultant, has analysed the action, whether it is :

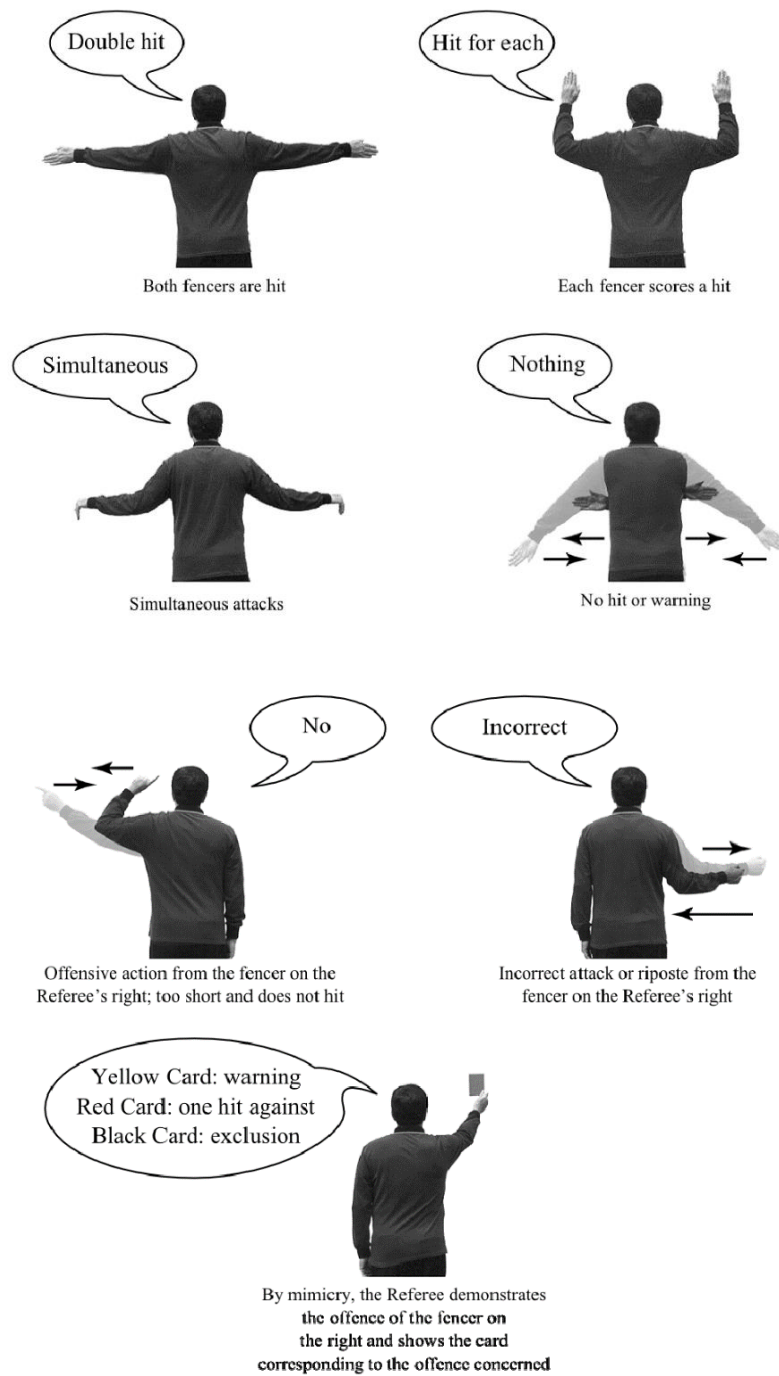
- at the referee's initiative
- at the request of the athlete
- in case of a tied score, before the decisive hit
- at the video consultant's request

the decision given by the referee is final and no other review of the same action can be requested.

4. The Referee must use the following signals (Figure 3).



**Figure 3. Referee signals and commands**



#### NOTES

1. The Referee analyses the fencing and announces his decisions by means of the signals and words above.
2. In following the fencing phrase the Referee uses the following words without making the signals: "Riposte!", "Counter-riposte!", "Remise!", "Reprise!", "Redouble!"
3. The fencers may politely ask the Referee for a more complete analysis of the fencing phrase.
4. Each signal must last 1.2 seconds, be expressive and be correctly made. Above they refer to the fencer on the Referee's right.

**Figure 3. Referee signals and commands (contd.)**

## REGULATION EQUIPMENT AND CHECKING OF EQUIPMENT BY THE REFEREE

- t.43.** 1. Before the start of each pool, team match or bout by direct elimination, the Referee must assemble all the competitors and verify that (cf. t.35.2.c):
- a) at all weapons, the FIE guarantee label is present on the fencers' equipment (clothing, masks).
  - b) at foil, the conductive jacket conforms to the provision of Article m.28 when each competitor is sitting upright, is on guard and is in the lunge position;
  - c) at epee, the material from which the clothing is made has not too smooth a surface, and the competitor is wearing a jacket conforming to the regulations;
  - d) at sabre, the conductive jacket conforms to the provision of Article m.34 when each competitor is sitting upright, is on guard and is in the lunge position;
  - e) at all three weapons, each fencer is wearing, under his jacket, a regulation protective under-plastron, made of cloth which can resist 800 Newtons.
  - f) at all three weapons, the fencer is not equipped with any electronic communication equipment which would allow a person off the piste to communicate with the fencer during the bout.

g) the wheelchair fulfils the regulations and bears the correct check marks.

h) leg protheses are removed (m.25.8).

In pools and bouts in the direct elimination (World Cups and Championships), this checking must be done at the roll call of the fencers. For bouts in the direct elimination (at Paralympic Games) and the finals this checking must be done in the assembly area.

The organisers of all official IWF competitions (junior and senior) must make provision in their set-up for an assembly area.

- 2. For bouts in the direct elimination and the finals at the Paralympic Games, the two fencers in each bout will go to the equipment checking zone, located near the piste, 30 minutes before they are due on the piste. Their equipment will be checked under the responsibility of the SEMI. If any anomaly is identified the equipment at fault will be changed at once, without any penalty being applied. The SEMI delegate will hand over the bodywires, the masks and the weapons that have been checked to the Referee for the bout. Ten minutes before they are due on the piste the fencers will report to the Referee designated for their bout. The Referee will hand over a bodywire to each of the fencers in the access zone for the piste. He will check that the fencers are wearing regulation under-jacket protection.
- 3. The Referee and the fencers must stay together in the access zone until they go on the piste. On the piste the Referee will give a weapon to each fencer, for him to plug in his bodywire. No check will be carried out on the piste prior to the bout.
- 4. Competition organisers must organise a waiting area where the fencers can warm up during this checking procedure.

- t.44.** 1. In addition to the checks mentioned above, the Referee of a bout may at any time, on his own initiative or at the request of a fencer or of a team captain, carry out such checks, or verify the checks already carried out or even carry out, or have carried out, new checks (cf. t.35).
- 2. He will in any case, before each bout, ensure that the guarantee label is present on the clothing, the blade and the mask of each fencer, and that the insulation of the wires inside the guard and the pressure of the spring in the point of foils and epees conform with the Rules. Checking the insulation of the wires and the pressure of the spring will be repeated each time a weapon is changed. At all three weapons, he will check that the fencer is not equipped with electronic communication equipment which would allow a person off the piste to communicate with the fencer during the bout.
  - 3. At epee he will check the total travel and the residual travel of the pointe d'arrêt:

- He will check the total travel by inserting a gauge measuring 1.5 mm between the barrel of the pointe d'arrêt and the tip. This gauge, provided by the Organising Committee, may have a tolerance of  $\pm 0.05$  mm, i.e. from 1.45 mm to 1.55 mm.
  - He will check the residual travel by inserting a gauge measuring 0.5 mm between the barrel of the pointe d'arrêt and the tip. The apparatus should not register when the point is depressed. This gauge, provided by the Organising Committee, may have a tolerance of  $\pm 0.05$  mm, i.e. from 0.45 mm to 0.55 mm.
4. For details of the weight used for the check, cf. m.11.3, m.19.3, m.42.2.d.
5. At the beginning of the bout the Referee will place the reserve equipment that has been checked near the appropriate end of the piste for the fencer concerned.

#### NON-REGULATION EQUIPMENT

**t.45.** In whatever circumstances a fencer on the piste is found to be in possession of equipment which is non-regulation or defective (cf. m.8, m.9, m.12, m.13, m.16, m.17, m.23), this equipment will be immediately confiscated and submitted to the experts on duty for examination. The equipment in question will only be returned to the owner after the measures necessitated by this examination have been completed and, if appropriate, after the payment of any expenses for repairs. The equipment must be rechecked before it is used again.

1. If a fencer appears on the piste:

- with only one regulation weapon (cf. t.86.1/2); or
- with only one regulation bodywire; or
- with only one regulation mask wire; or
- with a weapon or a bodywire which does not work or which does not conform with the Rules; or
- without his protective under-plastron (cf. t.43.1.e above); or
- with a conductive jacket which does not fully cover the valid target; or
- with a conductive apron which does not cover the non-valid area as described in t.62; or
- with clothing which does not conform with the Rules; or
- with a wheelchair that does not conform with the Rules

the Referee will apply the penalties according to Articles t.114, t.116, t.120 (First Group).

2. When during a bout an irregularity is found in the equipment which could be caused by conditions during the bout:

Examples:

- conductive jacket with holes in which hits are registered as **non-valid**,
- **conductive apron with holes in which hits are registered as valid**,
- weapon or bodywire no longer functioning,
- pressure of the spring in the point too weak,
- the travel in the point no longer regulation,

the Referee will apply neither warning nor penalty and any hit scored with the equipment which has become defective will be awarded.

However, even during the course of a bout, any fencer whose weapon, at the moment he presents himself on guard and ready to fence, has a curve of the blade which exceeds that permitted (cf. m.8.6, m.16.2, m.23.4) commits an offence in the first group and will be penalised in accordance with Articles t.114, t.116 and t.120.

3. a) If, when a fencer appears on the piste or during a bout, it is established that the equipment used by the fencer:
- i) does not bear the marks applied at the preliminary check, the Referee will:
    - annul the last hit, if any, scored by the fencer at fault;
    - penalise him as specified in Articles t.114, t.117, t.120.
  - ii) does not conform to the rules in a way not covered by the preliminary check, the Referee will:
    - penalise him as specified in Articles t.114, t.116, t.120.
  - iii) has been passed by the preliminary check but fraudulent; or
  - iv) bears the marks of the preliminary check which have been imitated or transferred; or
  - v) has been altered in any way to allow the recording of hits or the nonfunctioning of the apparatus at will; or
  - vi) is equipped with electronic communication equipment permitting a person off the piste to communicate with the fencer during the bout; then,
    - in cases iii), iv), v) and vi) above, the Referee must immediately confiscate the equipment (weapon, bodywire, if necessary conductive jacket, mask, etc.), and have it examined by the expert on duty.
- b) After having obtained the opinion of the expert (a member of the Committee for Electrical Apparatus and Equipment at the fencing events at the Paralympic Games and at World Championships), who has established the facts (cf. m.33ss), the Referee will apply the following sanctions, without prejudice to the application of Article t.96.2/4;
- in cases iii), iv), v) and vi), the Referee will penalise him as specified for offences of the 4th group (cf. articles t.114, t.119, t.120).
- c) While awaiting the decision of the Referee that bout will be suspended but the other bouts in the pool may continue.

4. Every fencer must appear on the piste with clothing conforming to the rules as follows:

- a) Name and nationality on the back of the jacket and nationality on the **lower edge** of the **conductive** apron (epee fencing), in accordance with the rules. *Application: all official IWF competitions, at all stages of the competitions.*
- b) Wearing his national uniform **or using spoke protectors with an approved design** (cf. m.25.3). *Application as follows:*
  - i) Paralympic Games, World and Zonal Championships: all bouts in individual and team events;
  - ii) World Cup competitions: all bouts in individual and team events.

In case of violation of this rule:

- For the competitions mentioned in item i) above, the Referee shall eliminate the fencer at fault, and he will not be allowed to participate further in the event.
- For the competitions mentioned in item ii) above, the Referee shall penalise the fencer at fault with a Red Card (Articles t.114, t.117, t.120, Second Group). The fencer at fault shall however be allowed to remain on the piste and fence the bout concerned.

The same penalty is also applied for the absence of name and nationality on the back of the jacket and absence of nationality on the **lower edge** of the **conductive** apron, in accordance with the rules, at Junior World Cup competitions, Junior World and Zonal Championships.

- 5.1. If the conductive jacket or the **conductive** apron does not conform to the rules, the fencer must put on a spare jacket or **conductive** apron that does conform to the rules. If this jacket does not have his name and nationality on the back or the **conductive** apron does not have the nationality on the **lower edge**, the fencer has until the next stage of the

competition (from the pools to the table of 64, the table of 32, etc.) to get his name and nationality (conductive jacket) or nationality (conductive apron) printed on it.

If this is not done and except in cases of 'force majeure' the referee will eliminate the fencer and he cannot continue to participate in the competition.

2. If an item of a fencer's clothing bearing the name and nationality or the national logo becomes dangerous (e.g. tear, burst seam), the fencer must put on spare clothing, which conforms to the rules. If this clothing does not bear the name and nationality or the national logo, the fencer has until the next stage of the competition, as detailed in the preceding article, to get them printed on it. If this is not done and except in the case of force majeure, the referee will eliminate the fencer and he cannot continue to participate in the competition.

## PART 2. FOIL

### THE CONVENTIONS OF FENCING

**A** To establish the correct fencing measure, the fencers sit upright in the centre of their wheelchair's seat. One fencer will bend the fencing arm with the forearm vertical and upper arm horizontal and the elbow pointing to the other fencer. The other fencer with a straight arm shall touch the inner edge of the opponent's forearm with the point of the foil. Next they do the other way around. In case of fencers with unequal arm length the fencer with the shorter arm may choose a distance that lies in between his and his opponent's distance. Where there is a dispute, the referee shall intervene and his decision is final.

Fencers with severely restricted movement (Category C) shall determine the measure by reaching a point 10 centimetres beyond the inner forearm. Where there is a dispute, the referee shall intervene and his decision is final.

Once both fencers have agreed the fencing measure, the fencing measure cannot be changed.

**B** On the command "On Guard" fencers shall adopt a guard position that satisfies the following requirements:

- There shall be no contact of blades.
- The point of a competitor's blade shall not be advanced beyond the guard of his opponent. The referee will ensure that neither fencer has an unfair advantage by advancing his arm significantly more than that of his opponent

### METHOD OF MAKING A HIT

- t.46.** 1. The foil is a thrusting weapon only. Offensive actions with this weapon are made therefore with the point and with the point only.
2. Pushing or letting drag the point of the electric weapon on the electric piste is forbidden during the actual bout (between 'Play!' and 'Halt!'). Placing the weapon on the piste at any time to straighten it is also forbidden. Any breaking of these rules will be punished according to Articles t.114, t.116, t.120.

### TARGET

#### LIMITATION OF THE TARGET

- t.47.** 1. At foil, only hits which arrive on the target are counted as valid.
2. The target at foil excludes the limbs and the head. It is confined to the trunk, the upper limit being the collar up to 6 cm above the prominences of the collar bones; at the sides to the seams of the sleeves, which should cross the head of the humerus; and the lower limit following a horizontal line across the back joining the tops of the hip bones, thence by straight lines to the junction of the lines of the groin (see Figure 4). It also includes the part of the bib beneath a horizontal line 1.5 – 2cm below the chin and which, in any case, may not be lower than the line of the shoulders.

### HITS OFF THE TARGET

- t.48.** A hit which is made on a part of the body other than the target (whether directly or as a result of a parry) is not counted as a valid hit, but it stops the phrase and therefore annuls all hits which are scored thereafter (but cf. t.49).



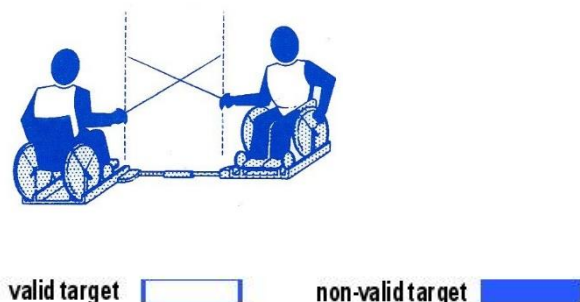


Figure 4. Valid target, on guard position and fencing measure at foil

**This diagram is for guidance purposes only. In case of any doubt the wording of the appropriate**

**text takes precedence**

#### **EXTENSION OF THE VALID TARGET**

- t.49.** 1. However, hits which arrive off the target are counted as valid whenever, by reason of an abnormal position, the fencer has substituted this non-valid target for the valid target.
2. The Referee may question the judges about this, but he alone must decide whether the hit is valid or not.

#### **JUDGING OF HITS AT FOIL**

- t.50.** Foil competitions are judged with an electrical recording apparatus.

#### **MATERIALITY OF THE HIT**

- t.51.** Only the indications of the recording apparatus can be taken into consideration for judging the materiality of hits. The Referee cannot declare a competitor to be hit unless the hit has been properly registered by the apparatus (except as provided for in Article t.49.1, or when a penalty hit has been awarded).

- t.52.** When using the apparatus it should be noted that:

- a)** If a non-valid hit has been scored the apparatus will not register a possible valid hit scored on the same side of the apparatus.
- b)** The apparatus does not indicate whether there is any priority in time between two or more hits which it registers simultaneously.

#### **ANNULMENT OF A HIT**

- t.53.** 1. The Referee will disregard hits which are registered as a result of actions:
- started before the word 'Play!' or after the word 'Halt!' (cf. t.18.1/3);
  - which are made on any object other than the opponent or his equipment (cf. t.41).
2. A competitor who, intentionally, causes the apparatus to register a hit by placing his point

on the ground or on any surface other than that of his opponent will be penalised as specified in Articles t.114, t.117, t.120.

3. Fencers are forbidden to place a non-insulated part of their weapon in contact with their conductive jacket with the intention of jamming the electrical apparatus and thus avoiding being hit. The penalty for committing such an offence is specified in Articles t.114, t.116, t.120. Any hit scored by the fencer at fault is annulled.

**t.54. 1.** The Referee must, on the other hand, take into account possible failures of the electrical equipment, in particular:

a) He must annul a hit which he has just awarded as a result of a hit signalled as on the valid target (coloured lamp) if he establishes, by tests made under his personal supervision, before the bout has effectively recommenced (the command 'Play!') and without any of the equipment in use having been changed (cf. t.35.2/d):

- either that a hit registered as 'valid' against the competitor against whom the hit has been awarded can be made without there being in fact a valid hit;
- or that a 'non-valid' hit made by the fencer against whom the hit was awarded is not registered by the apparatus;
- or that a 'valid' hit made by the fencer against whom the hit was awarded does not cause any hit either valid or non-valid to be registered;
- or that the registration of hits made by the competitor against whom the hit was awarded does not remain recorded on the apparatus.

b) On the other hand, when the Referee has decided that a hit made by a competitor has priority, this hit shall not be annulled if subsequently it is found that a valid hit made by the opponent is registered as non-valid or that the weapon of the fencer against whom the hit was awarded is permanently registering a nonvalid hit.

c) If a fencer's equipment does not conform to the provisions of Articles m.27 and m.28.3, a hit made off the target which is registered by the apparatus as valid will not be annulled.

**2.** The Referee must also apply the following rules:

a) Only the last hit made before the fault was established can be annulled.

b) A competitor who makes any modification in or who changes his equipment without being asked by the Referee to do so, before the Referee has given his decision, loses all right to the annulment of the hit (cf. t.35.2.d).

c) If the bout has effectively recommenced a competitor cannot claim the annulment of a hit awarded against him before the said recommencement of the bout.

d) The location of a fault found in the equipment (including the equipment of the competitors) is of no importance for this possible annulment.

e) It is not necessary that the failure found should repeat itself each time a test is made; but it is essential that the fault should be manifested to the Referee without the possibility of doubt at least once during the tests made by him or under his supervision.

f) When a competitor against whom a hit has been registered has broken his blade, the hit must be annulled unless the breaking of the blade has occurred clearly after the hit has been registered.

g) The Referee must pay particular attention to hits which do not register or which are registered abnormally. Should such defects be repeated, the Referee must ask a member of the Committee for Electrical Apparatus and Equipment or an expert technician on duty to verify that the equipment conforms to the Rules.

h) The Referee must ensure that nothing is altered in the competitors' equipment or in the whole of the electrical apparatus before the expert carries out his check.

**3.** Whenever accidental causes make it impossible to carry out tests, the hit will be considered doubtful and annulled.

4. If hits are registered simultaneously on both sides of the apparatus, and the Referee cannot establish the priority with certainty, he must replace the competitors on guard.
5. In accordance with the general rules (cf. t.18.5) the Referee must stop the bout, even if no hit is registered by the apparatus, whenever play becomes confused and he is no longer able to analyse the phrase.
6. The Referee should also supervise the state of the conductive piste; he must not allow the bout to commence or to continue if the conductive piste has holes in it which might affect the proper registering of hits. (The organisers must make the necessary arrangements to ensure the rapid repair or replacement of the conductive piste.)

## **VALIDITY OR PRIORITY OF THE HIT**

### **PREFACE**

- t.55.** The Referee alone decides as to the validity or the priority of the hit by applying the following basic rules which are the conventions applicable to foil fencing.

### **RESPECT OF THE FENCING PHRASE**

- t.56.** 1. Every attack, that is every initial offensive action, which is correctly executed must be parried or completely avoided and the phrase must be followed through — that is to say, co-ordinated (cf. t.7.1).
2. In order to judge the correctness of an attack the following points must be considered:
- a) The simple attack, direct or indirect (cf. t.8.1), is correctly executed when the straightening of the arm, the point threatening the valid target, precedes the initiation of the lunge.
  - b) The compound attack (cf. t.8.1) is correctly executed when the arm is straightened in the presentation of the first feint, with the point threatening the valid target, and the arm is not bent during the successive actions of the attack and the initiation of the lunge.
  - c) Actions, simple or compound, or feints which are executed with a bent arm, are not considered as attacks but as preparations, laying themselves open to the initiation of the offensive or defensive/offensive action of the opponent (cf. t.8.1/3).
3. To judge the priority of an attack when analysing the fencing phrase, it should be noted that:
- a) If the attack is initiated when the opponent is not 'point in line' (cf. t.10), it may be executed either with a direct thrust, or by a disengage, or by a cut-over, or may even be preceded by a beat or successful feints obliging the opponent to parry.
  - b) If the attack is initiated when the opponent is 'point in line' (cf. t.10), the attacker must, first, deflect the opponent's blade. Referees must ensure that a mere contact of the blades is not considered as sufficient to deflect the opponent's blade (cf. t.60.5.a).
  - c) If the attacker, when attempting to deflect the opponent's blade, fails to find it (dérobement), the right of attack passes to the opponent.
4. Attacks by beats on the blade:
- a) In an attack by beating on the blade, the attack is correctly carried out and retains its priority when the beat is made on the foible of the opponent's blade i.e. the two-thirds of the blade furthest from the guard.
  - b) In an attack by beating on the blade, when the beat is made on the forte of the opponent's blade i.e. the one-third of the blade nearest the guard, the attack is badly executed and the beat gives the opponent the right to an immediate riposte.
- t.57.** The parry gives the right to riposte: the simple riposte may be direct or indirect, but to annul any subsequent action by the attacker, it must be executed immediately, without indecision

or delay.

- t.58.** When a compound attack is made, if the opponent finds the blade during one of the feints, he has the right to riposte.
- t.59.** When compound attacks are made, the opponent has the right to stophit; but to be valid the stop hit must precede the conclusion of the attack by an interval of fencing time; that is to say that the stop hit must arrive before the attacker has begun the final movement of the attack.

### JUDGING OF HITS

- t.60.** In applying these basic conventions of foil fencing, the Referee should judge as follows:
1. When, during a phrase, both fencers are hit simultaneously, there is either a *simultaneous action* or a *double hit*.
  2. The simultaneous action is due to simultaneous conception and execution of an attack by both fencers; in this case the hits exchanged are annulled for both fencers even if one of them has been hit off the target.
  3. The double hit, on the other hand, is the result of a faulty action on the part of one of the fencers. Therefore, when there is not a period of fencing time between the hits:
  4. Only the fencer who is attacked is counted as hit:
    - a) If he makes a stop hit on his opponent's simple attack;
    - b) If, instead of parrying, he attempts to avoid the hit and does not succeed in so doing;
    - c) If, after making a successful parry, he makes a momentary pause which gives his opponent the right to renew the attack (redoublement, remise or reprise);
    - d) If, into a compound attack, he makes a stop hit without being in time;
    - e) If, having his 'point in line' (cf. t.10) and being subjected to a beat or a taking of the blade (prise de fer) which deflects his blade, he attacks or places his point in line again instead of parrying a direct thrust made by his opponent.
  5. Only the fencer who attacks is counted as hit:
    - a) If he initiates his attack when his opponent has his point in line (cf. t.10) without deflecting the opponent's weapon. Referees must ensure that a mere contact of the blades is not considered as sufficient to deflect the opponent's blade.
    - b) If he attempts to find the blade, does not succeed (is the object of a *dérobement*) and continues the attack.
    - c) If, during a compound attack, his opponent finds the blade, but he continues the attack and his opponent ripostes immediately.
    - d) If, during a compound attack, he makes a momentary pause, during which time the opponent makes a stop hit, while the attacker continues his attack.
    - e) If, during a compound attack, he is stop-hit in time before he begins his final movement.
    - f) If he makes a hit by a remise, redoublement or reprise when his original attack has been parried and his opponent has made a riposte which is immediate, simple, and executed in one period of fencing time without withdrawing the arm.
  6. The Referee must replace the competitors on guard each time that there is a double hit and he is unable to judge clearly on which side the fault lies.

One of the most difficult cases to judge arises when a stop hit is made and there is doubt as to whether it was made sufficiently in time in relation to the final movement of a compound attack. Generally, in such cases, the double hit occurs through the fault of both fencers concerned, which justifies the Referee replacing them on guard. (The fault of the attacker

consists of indecision, slowness of execution or the making of feints which are not sufficiently effective. The fault of the defender lies in delay or slowness in making the stop hit.)

## PART 3. EPEE

### THE CONVENTIONS OF FENCING

- A** To establish the correct fencing measure, the fencers sit upright in the centre of their wheelchair's seat. One fencer will bend the fencing arm with the forearm vertical and upper arm horizontal and the elbow pointing to the other fencer. The other fencer with a straight arm shall touch the outer edge of the opponent's elbow with the point of the epee. Next they do the other way around. In case of fencers with unequal arm length the fencer with the shorter arm may choose a distance that lies in between his and his opponent's distance. Where there is a dispute, the referee shall intervene and his decision is final.

Fencers with severely restricted movement (Category C) shall determine the measure by reaching a point 10 centimetres inside the outer edge of the elbow. Where there is a dispute, the referee shall intervene and his decision is final.

The distance has to be established before covering the non-valid area with an 'apron' (see t.63).

Once both fencers have agreed the fencing measure, the fencing measure cannot be changed.

- B** On the command "On Guard" fencers shall adopt a guard position that satisfies the following requirements:
- There shall be no contact of blades.
  - The point of a competitor's blade shall not be advanced beyond the guard of his opponent. The referee will ensure that neither fencer has an unfair advantage by advancing his arm significantly more than that of his opponent

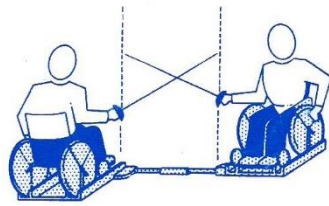
### METHOD OF MAKING A HIT

- t.61.** 1. The epee is a thrusting weapon only. Attacks with this weapon are therefore made with the point, and with the point only.
2. Pushing or letting the point of the electric weapon drag on the electric piste is forbidden during the actual bout (between 'Play!' and 'Halt!'). Placing the weapon on the piste at any time to straighten it is also forbidden.

Any breaking of this rule will be penalised according to Articles t.114, t.116, t.120.

### THE TARGET

- t.62.** At epee the target includes the whole upper part of the fencer's body. It comprises any part of the body above a horizontal line drawn between the top of the hip bones and then horizontally round the fencer's trunk. Any portion of the wheelchair above this line is valid target (see Figure 5) Hits registered on non-valid parts of the wheelchair or on the fencing frame must be annulled.
- t.63.** Flexible lamé 'aprons', cover the non-valid areas (cf.m.62). This apron is also earthed to the apparatus. It must not cover any valid target and has to be firmly fastened in position without constriction of the fencers' mobility. The clips on the 'aprons' must be in full view of the referee. If these clips become dislodged, the referee must call halt, and annul any hit. If a double hit is registered by an established hit and a doubtful hit on the apron, the fencer who has made the established hit may choose to accept the double hit or ask to have it annulled. (See t.67 e).



valid target  non-valid target 

**Figure 5. Valid target, on guard position and fencing measure at epee**

**This diagram is for guidance purposes only. In case of any doubt the wording of the appropriate text takes precedence**

#### **JUDGING OF HITS AT EPEE**

- t.64.** 1. Epée competitions are judged with an electrical recording apparatus.  
2. When both competitors are hit, and the apparatus registers both these hits as valid, there is a double hit, that is to say a hit is scored against each competitor.

#### **BASIC PRINCIPLE**

- t.65.** Only the indications of the electrical recording apparatus can be taken into consideration for judging the materiality of hits. The Referee cannot declare a competitor to be hit unless the hit has been properly registered by the apparatus (except when a penalty hit has been awarded).

#### **THE ANNULMENT OF HITS**

- t.66.** 1. In arriving at his judgement, the Referee will disregard hits which are registered as a result of actions:
- started before the word 'Play!' or after 'Halt!' (cf. t.18.1/3);
  - caused by the meeting of the points of the epees or by a hit made on the ground where it is not insulated;
  - or which are made on any object other than the opponent, including his equipment (cf. t.36.1, t.67.e).
2. Any competitor who, intentionally, causes the apparatus to register a hit by placing his point on any surface other than that of his opponent, will be penalised as specified in Articles t.114,t.117, t.120.
- t.67.** The Referee must take note of possible failures of the electrical equipment and must annul the last hit registered in the following circumstances:
- a) If a hit made on the guard of the competitor against whom the hit was registered or on the conductive piste causes the apparatus to register a hit;
  - b) If a hit properly made by the competitor against whom the hit was registered does not cause the apparatus to register a hit;
  - c) If the apparatus fortuitously registers a hit on the side of the competitor against whom the hit was registered, for example, after a beat on the blade, by any movements of his

opponent, or as a result of any cause other than a properly made hit;

d) If the registering of a hit made by the competitor against whom the hit was registered is annulled by a subsequent hit made by his opponent.

e) Special cases

— If a double hit is registered and one hit is valid and the other is not valid (such as a hit made on some surface other than on the opponent (cf. t.66.1) or a hit made after losing balance (cf. t.27)), only the valid hit is scored.

— If a double hit is registered by an established hit and a doubtful hit (failure of the electrical apparatus) the fencer who has made the established hit may choose to accept the double hit or ask to have it annulled.

**t.68.** The Referee must also apply the following rules regarding the annulment of hits:

a) Only the last hit which precedes the establishment of the failure of the apparatus may be annulled and then only if it is the competitor against whom the hit was registered who is placed at a disadvantage by the failure.

b) The failure must be determined by tests made immediately after the bout was stopped, under the supervision of the Referee and without changing anything whatever of the equipment in use.

c) With these tests, one is trying only to establish whether there is material possibility of a mistake in the judgement as a result of a fault. The location of this fault in the electrical equipment, including that of either of the fencers, is unimportant in reaching a decision.

d) A competitor who makes any modification in, or changes his equipment without being asked by the Referee to do so, before a judgement is pronounced, loses his right to the annulment of the hit (cf. t.35.2.d). Similarly, after again coming on guard and after the bout has effectively recommenced, a competitor cannot claim the annulment of a hit registered against him before the said recommencement of the bout.

e) It is not necessary, in order to justify the annulment of a hit, that the failure found should repeat itself each time a test is made, but it is essential that the fault should be established by the Referee without the possibility of doubt at least once.

f) If the incidents mentioned in Article t.67 occur as a result of the competitor's bodywire being unplugged (either near the hand or at the back of the fencer), they cannot justify the annulment of the hit registered.

However, if the safety device prescribed by Article m.55.4 is missing or not functioning, the hit should be annulled if the plug at the fencers' back has become unplugged.

g) The fact that the epee of a competitor has large or small areas of insulation formed by oxidation, by glue, paint or any other material on the guard, on the blade or elsewhere, on which his opponent's hits can cause a hit to be signalled, or that the electric tip is badly fixed to the end of the blade so that it can be unscrewed or tightened by hand, cannot justify the annulment of hits registered against that competitor.

h) When a competitor against whom a hit has been registered has broken his blade, the hit must be annulled unless the breaking of the blade has occurred clearly after the hit has been registered.

i) If a competitor tears the conductive piste by a hit made on the ground and, at the same time, the apparatus registers a hit against his opponent, the hit must be annulled.

j) Whenever, owing to some accidental cause, tests cannot be made, the hit must be considered as doubtful and must be annulled (but cf. t.67.e).

k) The Referee must pay attention to hits which do not register or which are registered abnormally. Should such defects be repeated, the Referee must ask the members of the Committee for Electrical Apparatus and Equipment present or an expert technician on duty to verify that the equipment conforms to the Rules. The Referee must ensure that nothing is altered either in the competitor's equipment or in the whole of the electrical apparatus before the expert makes the check.



**t.69.** The Referee must supervise the condition of the conductive piste; he must not allow the bout to commence or to continue if the conductive piste has holes in it which might affect the proper registering of hits or cause accidents. (The organisers must make the necessary arrangements to ensure the rapid repair or replacement of the conductive pistes.)

## PART 4. SABRE

### THE CONVENTIONS OF FENCING

**A** To establish the correct fencing measure, the fencers sit upright in the centre of their wheelchair's seat. One fencer will bend the fencing arm with the forearm vertical and upper arm horizontal and the elbow pointing to the other fencer. The other fencer with a straight arm shall touch the **inner** edge of the opponent's **forearm** with the point of the sabre. Next they do the other way around. In case of fencers with unequal arm length the fencer with the shorter arm may choose a distance that lies in between his and his opponent's distance. Where there is a dispute, the referee shall intervene and his decision is final.

Fencers with severely restricted movement (Category C) shall determine the measure by reaching a point 10 centimetres inside the outer edge of the elbow. Where there is a dispute, the referee shall intervene and his decision is final.

Once both fencers have agreed the fencing measure, the fencing measure cannot be changed.

**B** On the command "On Guard" fencers shall adopt a guard position that satisfies the following requirements:

- There shall be no contact of blades.
- The point of a competitor's blade shall not be advanced beyond the blade of his opponent. The referee will ensure that neither fencer has an unfair advantage by advancing his arm significantly more than that of his opponent.

### METHOD OF MAKING A HIT

- t.70.**
- 1.** The sabre is a weapon for thrusting and cutting with both the cutting edge and the back of the blade.
  - 2.** All hits made with the cutting edge, the flat or the back of the blade are counted as good (cuts and back-cuts).
  - 3.** It is forbidden to hit with the guard. Any hits registered by hitting with the guard must be annulled, the fencer so hitting being penalised as specified in Articles t.114, t.116, t.120.
  - 4.** Hits through the blade, that is to say those which touch at the same time the valid target and the sabre of the opponent, are valid whenever they arrive clearly on the target.
  - 5.** Placing the weapon on the piste at any time to straighten it is forbidden. Any breaking of this rule will be punished according to Articles t.114, t.116, t.120.



Figure 6. Valid target, on guard position and fencing measure at sabre

**This diagram is for guidance purposes only. In case of any doubt the wording of the appropriate text takes precedence**

#### THE TARGET

**t.71.** Only hits which arrive on the target are counted as valid.

The target comprises any part of the body above a horizontal line drawn between the top of the hip bones and then horizontally round the fencer's trunk (see Figure 6).

- t.72.**
1. A hit which arrives on a non-valid part of the target is not counted as a hit; it does not stop the fencing phrase and does not annul any subsequent hits.
  2. If a fencer substitutes a non-valid part of his target for a valid part, either by covering it or by any abnormal movement, the Referee must penalise him by applying the penalties specified in Articles t.114, t.116, t.120, and any hit scored by the fencer at fault is annulled.

#### JUDGING OF HITS AT SABRE

##### MATERIALITY AND ANNULMENT OF HITS

**t.73.** Competitions at sabre are judged with the help of an electric apparatus registering hits.

1. To judge the materiality of a hit, only hits signalled by the registering apparatus may be taken into account. The Referee cannot award a hit unless it has been properly registered by the apparatus, except for penalty hits. He will not take account of hits scored by movements started before 'Play!' or after 'Halt!' (cf. t.18.1–3).
2. However, the Referee must take into account any possible malfunctions in the electrical

equipment; in particular he must annul a hit he has just awarded in accordance with a signal from the apparatus if it can be established, by tests carried out under his attentive supervision, before the bout has effectively re-started and with no changes having been made to the equipment (cf. t.35.2.d):

- that a hit made by the fencer judged to have been hit does not cause the apparatus to register;
  - that a hit made by the fencer judged to have been hit does not remain fixed on the apparatus;
  - that the signal of a hit against the fencer judged to have been hit can be produced either without there having been in fact a valid hit, or by a hit on the weapon or on a non-valid surface.
3. If the sabre of the fencer judged to have been hit does not conform with Article m.24.6–8 (insulation of the interior and exterior of the guard, of the handle and of the pommel), there will be no annulment, even if a hit on the weapon causes a signal to register.
- 4.** The Referee should also apply the following rules:
- a) Only the last hit made before the fault was established can be annulled.
  - b) A competitor who makes any modification in or who changes his equipment without being asked by the Referee to do so, before the Referee has given his decision, loses all right to the annulment of the hit (cf. t.35.2.d).
  - c) If the bout has effectively recommenced, a competitor cannot claim the annulment of a hit awarded against him before the said recommencement of the bout.
  - d) The location of a fault in the equipment (including the equipment of the competitors) has no bearing on whether or not a hit should be annulled.
  - e) It is not necessary that a fault should repeat itself every time a test is made; but it is essential that the fault should be manifested to the Referee without the possibility of doubt at least once during the tests made by him or under his supervision.
  - f) When a competitor against whom a hit has been registered has broken his blade, the hit must be annulled unless the breaking of the blade has occurred clearly after the hit has been registered.
  - g) The Referee must pay particular attention to hits which do not register or are registered abnormally. Should such defects be repeated, the Referee must ask a member of the Committee for Electrical Apparatus and Equipment, or an expert technician on duty, to verify that the equipment conforms to the Rules.
  - h) Whenever accidental causes make it impossible to carry out tests, the hit will be considered doubtful and therefore annulled.
  - i) If there are signals on both sides of the apparatus, the Referee will apply the rules in Article t.80.
  - j) In accordance with the general rules (cf. t.18.5) the Referee must stop the bout, even if no hit is registered on the apparatus, whenever the fencing becomes confused and he is no longer able to analyse the phrase.

## **VALIDITY OR PRIORITY OF THE HIT**

### **PREFACE**

- t.74.** The Referee alone decides as to the validity or the priority of the hit by applying the following basic rules which are the conventions applicable to sabre fencing.

### **RESPECT OF THE FENCING PHRASE**

- t.75. 1.** Any attack properly executed (cf. t.7) must be parried, or completely avoided, and the

phrase must be followed through.

2. The attack is correctly carried out when the straightening of the arm, with the point or the cutting edge continuously threatening the valid target, precedes the initiation of the lunge.
3. An attack with a lunge is correctly carried out:
  - a) in a simple attack (cf. t.8.1) when the beginning of the straightening of the arm precedes the launching of the lunge and the hit arrives at the latest with the end of the lunge;
  - b) in a compound attack (cf. t.8.1) when the beginning of the straightening of the arm, on the first feint (cf. t.77.1), precedes the launching of the lunge and the hit arrives at the latest with the end of the lunge

**t.76.** In order to judge as to the correctness of an attack the following points must be considered:

- a) If the attack is initiated when the opponent has his point 'in line' (cf. t.10) the attacker must first deflect his opponent's weapon. Referees must ensure that a mere contact of the blades is not considered as sufficient to deflect the opponent's blade.
- b) If, when attempting to find the opponent's blade to deflect it, the blade is not found (dérobement), the right of attack passes to the opponent.
- c) If the attack is commenced when the opponent's blade is not 'in line', the attack may be completed either direct, or by a disengagement or by a cutover, or else be preceded by feints (cf. t.77.1) which oblige the opponent to parry.

**t.77. 1.** In compound attacks the feint must be correctly carried out, i.e.:

- a) A feint with the point, with the arm straightened and the point threatening the target continuously.
  - b) A feint with a cut, the arm straightened the blade and the arm forming an obtuse angle of about 135°, with the cutting edge threatening a valid part of the target.
2. If during a compound attack the opponent finds the blade during one of the feints, he has the right to riposte.
  3. In a compound attack the opponent has the right to stop-hit; but, in order to be valid, the stop hit must precede the last movement of the attack by one period of fencing time, i.e. the stop hit must arrive before the attacker has started the last movement of the attack itself.

**t.78.** Attacks by beats on the blade:

- a) In an attack by beating on the blade, the attack is correctly carried out and retains its priority when the beat is made on the foible of the opponent's blade, i.e. the two-thirds of the blade furthest from the guard.
- b) In an attack by beating on the blade, when the beat is made on the forte of the opponent's blade, i.e. the one-third of the blade nearest the guard, the attack is badly executed and the beat gives the opponent the right to an immediate riposte.

**t.79. 1.** The parry gives the right to riposte; a simple riposte may be direct or indirect, but in order to annul any subsequent movement by the attacker, it must be carried out immediately, without any hesitation or pause.

2. Against cuts with the cutting edge, the flat or the back of the blade, the object of the parry is to prevent hits made by the opponent arriving on the valid target; therefore:
  - a) The parry is properly carried out when, before the completion of the attack, it prevents the arrival of that attack by closing the line in which that attack is to finish.
  - b) When a parry is properly executed, the attack by the opponent must be declared parried, and judged as such by the Referee, even if, as a result of its flexibility, the tip of

the opponent's weapon makes contact with the target.

### JUDGING OF HITS

**t.80.** In applying these basic conventions of sabre fencing, the Referee should judge as follows.

1. When during a phrase both fencers are hit simultaneously there is either a simultaneous action or a double hit: The simultaneous action is due to simultaneous conception and execution of an attack by both fencers; in this case the hits exchanged are annulled for both fencers.
2. The double hit (coup double) on the other hand, is the result of a clearly faulty action on the part of one of the fencers. Therefore, when there is not an interval of fencing time between the hits:
3. The fencer who is attacked is alone counted as hit:
  - a) If he makes a stop hit on his opponent's simple attack;
  - b) If, instead of parrying, he attempts to avoid the hit and does not succeed in so doing;
  - c) If, after making a successful parry, he makes a momentary pause (delayed riposte) which gives his opponent the right to renew the attack (redoublement, or remise or reprise);
  - d) If, during a compound attack, he makes a stop hit without being in time;
  - e) If, having his point 'in line' (cf. t.10) and being subjected to a beat or a taking of the blade (prise de fer) which deflects his blade, he attacks or places his point in line again instead of parrying a direct hit made by his opponent.
4. The fencer who attacks is alone counted as hit:
  - a) If he initiated his attack when his opponent had his point 'in line' and without deflecting the opponent's weapon. Referees must ensure that a mere contact of the blades is not considered as sufficient to deflect the opponent's blade.
  - b) If he attempts to find the blade, does not succeed (because of a derobement) and continues the attack.
  - c) If, during a compound attack, he allows his opponent to find the blade, and continues the attack while his opponent ripostes immediately.
  - d) If, during a compound attack, he bends his arm or makes a momentary pause, during which time the opponent makes a stop hit or an attack while the attacker continues his own attack.
  - e) If, during a compound attack, he is stop-hit one period of fencing time (temps d'escrime) before he makes his final movement.
  - f) If he makes a hit by a remise, redoublement or reprise following a parry by his opponent which has been followed by a riposte which is immediate, simple and executed in one period of fencing time without withdrawing the arm.
5. When there is a double hit (coup double), and if the Referee is unable clearly to judge from which side the fault has come, he must replace the competitors on guard.

One of the most difficult cases to judge arises when a stop hit is made and there is doubt as to whether it was made sufficiently in time in relation to the final movement of a compound attack. Generally, in such cases, the double hit occurs through the fault of both fencers concerned, which justifies the Referee replacing them on guard. (The fault of the attacker consists of indecision, slowness of execution or the making of feints which are not sufficiently effective. The fault of the defender lies in delay or slowness in making the stop hit.)

## PART 5. DISCIPLINARY RULES FOR COMPETITIONS<sup>2</sup>

### CHAPTER 1. APPLICATION

#### PERSONS SUBJECT TO THESE RULES

- t.81.** The regulations laid down in this Part apply to all persons who take part in or attend a fencing competition, including the spectators.

#### MAINTENANCE OF ORDER AND DISCIPLINE

- t.82.** 1. Fencers must observe strictly and faithfully the Rules and the Statutes of the IWF and IWAS, the particular rules for the competition in which they are engaged, the traditional customs of courtesy and integrity and the instructions of the officials.
2. In particular they will subscribe, in an orderly, disciplined and sporting manner, to the following provisions; all breaches of these rules may entail punishments by the competent disciplinary authorities after, or even without, prior warning, according to the facts and circumstances (cf. t.113–t.120).
3. a) Everybody taking part in or present at a fencing competition must remain orderly and must not disturb the smooth running of the competition. During bouts no one is allowed to go near the pistes, to give advice to the fencers, to criticise the Referee or the judges, to insult them or to attempt to influence them in any way. Even the team captain must remain in the space assigned to him and he may only intervene in the situations and in the manner provided for in Article t.90 of the Rules. The Referee must stop immediately any activity which disturbs the smooth running of the bout which he is refereeing (cf. t.96.1–3).
- b) Any person who, for any reason, threatens or insults an official commits an offence of the 4th group and is penalised according to article t.119.
4. Smoking in competition halls is forbidden. Smoking will be considered as a disturbance of the smooth running of the competition (cf. t.83).

Any breach of these rules will be punished as laid down in Articles t.114, t.118, t.120.

- t.83.** The Referee and/or the Directoire Technique, on their own authority or at the request of an official delegate of the IWF or of the Organising Committee, can decide to expel from the competition venue, with or without a warning, any person who by his gestures, attitude or language disturbs the good order or smooth running of the event.

#### THE COMPETITORS

##### PLEDGE OF HONOUR

- t.84.** By the mere fact of entering a fencing competition, the fencers pledge their honour to observe the Rules and the decisions of the officials, to be respectful towards the referees and judges and scrupulously to obey the orders and injunctions of the Referee (cf. t.114, t.116, t.120).

##### REFUSING TO FENCE AN OPPONENT

- t.85.** 1. No fencer (individual or team) from an IWAS member national federation may take part in an official competition if he refuses to fence against any other fencer whatsoever (individual or team) correctly entered in the event. Should this rule be broken, the penalties

---

<sup>2</sup> The penalties relating to the Publicity Code appear in that appendix.

specified for offences of the 4<sup>th</sup> group will be applied (cf. t.114, t.119, t.120).

2. The IWF shall consider whether there are grounds, and to what extent, for taking sanctions against the national federation to which the disqualified competitor belongs (cf. IWF/IWAS Statutes and Bylaws and Rules Article t.120).

### PRESENCE ON TIME

- t.86.**
1. The fencers, completely equipped, with all equipment conforming with the regulations (cf. t.43 t.45) and ready to fence, must be present at the time and place appointed for the beginning of the pool, match, or bout of direct elimination, or at the time appointed for the checking of their equipment before their bout (cf. t.43.1–3), as well as during the competition, whenever the Referee requires it.
  2. When presenting themselves to fence a bout, the fencers must arrive on the piste completely ready to fence — regulation clothing, jacket fastened, sword-hand gloved and holding the weapon, bodywire connected to the plug inside the guard. The mask should be carried in the unarmed hand.

Before the start of the bout, the fencers' hair must be fastened and placed inside the clothing and/or mask in such a way as to ensure that:

- it does not cover a valid surface (and thus prevent a hit from being scored).
- it does not conceal the name and nationality of the fencer.
- it does not need to be put back in place during the bout, thus interrupting it.

In the case of violation of this rule, the referee will apply the penalties for group 1 offences (t.114, t.116, t.120).

3. Under no circumstances should the fencers dress or undress in public except in the case of an accident duly recognised by the doctor on duty or by the representative of the Medical Commission (cf. t.87.8, t.114, t.116, t.120).
4. The fencers must arrive on the piste, to fence their bouts, with two weapons (one as a spare) and two bodywires (one as a spare) and two mask wires (one as a spare) which satisfy the regulations and are in perfect working order (cf. t.45.1, t.114, t.116, t.120).
5. Before the start of the pool, the team match or the bouts of direct elimination (individual or team):
  - i) When a fencer or complete team do not present themselves to the Referee at his first call, fifteen minutes before the time indicated to come onto the piste for the start of the pool or team match (cf. Article t.43.2), the fencer or team concerned will be eliminated.
  - ii) When a fencer does not present himself to the Referee at the first call, ten minutes before the time indicated to come onto the piste for the start of the individual direct elimination bout (cf. Article t.43.2), the fencer concerned will be eliminated.
  - iii) A team is considered complete when at least three fencers are present, who can form a team according to IWF Rules for teams (o.42).
  - iv) In a team match only those members of the team (the fencers, the team captain and one trainer — cf. Article t.92.4) who are present at the Referee's first call, fifteen minutes before the time indicated for the start of the match, may take part in the match.
6. In the course of the competition, individual or team, when a fencer does not present himself on the piste, ready to fence, when ordered to do so by the Referee:
  - The fencer or team member not present will be penalised with a Yellow Card;
  - A second call will be made, one minute after the first call, followed by a Red Card for the fencer or team member not present;
  - A third and last call will be made, one minute after the second call, followed by elimination from the competition for the fencer not present in an individual competition or for the whole team in a team competition.

7. Should a fencer abandon a bout by leaving the piste (cf. t.18.6), he will be penalised as specified in Articles t.114, t.116, t.120.

## FENCING ETIQUETTE

- t.87. 1. The competitors must fence faithfully and strictly according to the rules laid down in these Rules. All breaches of these rules will incur the penalties laid down hereinafter (cf. t.114–t.120).

2. All bouts must preserve the character of a courteous and frank encounter. All irregular actions (disorderly fencing, irregular movements on the piste, hits achieved with violence, blows struck with the guard, hits made during or after losing balance) or anti-sporting behaviour are strictly forbidden (cf. t.114–t.120). Should such an offence occur, any hit scored by the fencer at fault is annulled.

3. a) Before the beginning of each bout, the two fencers must perform a fencer's salute to their opponent, to the Referee and to the spectators. Equally, when the final hit has been scored, the bout has not ended until the two fencers have saluted each other, the Referee and the spectators: to this end, they must remain still while the Referee is making his decision; when he has given his decision, they must again perform a fencer's salute and must shake hands with their opponent. If either or both of the two fencers refuse to comply with these rules, the Referee will penalise him/them as specified for offences of the 4<sup>th</sup> group (cf. t.114, t.119, t.120).

b) During or after a bout, even if the fencer has already left the piste, any act against the spirit of sportsmanship such as violently or dangerously throwing one's mask (or any other piece of equipment) will be penalised as specified in article t.119 (c.f. t.82.1, 2 and 3).

### 4. *Non-combativity*

- a) *One-sided*: (Applies in individual events to both pool and direct elimination bouts and in team events to all bouts)

A one-sided non-combativity committed by a fencer ends if this fencer reaches the "En Garde position" (body upright and perpendicular to the wheelchair).

After 15 seconds of **one-sided** non-combativity the Referee will penalise the inactive fencer according to articles t.114, t.116, t.120.

In opposite to both-sided non-combativity the Referee will **not** proceed to the next period or the last minute.

- b) *Both-sided*: (Applies only in individual events to direct elimination bouts and in team events to all bouts)

When both fencers make their unwillingness to fight, the Referee will immediately call 'Halt!'

#### **Unwillingness to fight (non-combativity)**

If one of the two criteria below is present, there is unwillingness to fight:

1. criterion of time : approximately one minute of fencing without a hit
2. excessive distance (both fencers leaning back in the wheelchair) during at least 15 seconds.

### 5. Individual events

- a) If during the first two periods of a direct elimination bout both fencers make clear their unwillingness to fight, the Referee will proceed to the next period, without the minute rest.

- b) When both fencers make clear their unwillingness to fight during the third period of a direct elimination bout, the Referee will proceed to a last minute of fencing. This last minute, which will be fenced in its entirety, will be decisive and will be preceded by a drawing of lots to decide the winner should the scores be equal at the end of the



minute.

#### **6. Team events**

- a) If both teams make clear their unwillingness to fight during a team match, the Referee will proceed to the next bout.
  - b) If both teams make clear their unwillingness to fight during the last bout, the Referee will proceed to a last minute of fencing. This last minute, which will be fenced in its entirety, will be decisive and will be preceded by a drawing of lots to decide the winner should the scores be equal at the end of the minute.
- 7.** The fencer, whether on or off the piste, must keep his mask on until the Referee calls 'Halt!' He may under no circumstances address the Referee until the Referee has made his decision (cf. t.114, t.116, t.120).
  - 8.** Under no circumstances may fencers remove their clothes on the piste, even to change their bodywire (cf. t.114, t.116, t.120).
  - 9.** At the end of a bout, the Referee must bring together the two fencers, to announce clearly the score, which will be transmitted to the Directoire Technique. He must say clearly: 'Mister X won against Mister Y with the following score ...'

#### **PERSONAL EFFORT**

- t.88.** Competitors must fence to their utmost ability in a sportsmanlike manner until the end of the competition in order to obtain the best possible classification, without giving away hits or seeking to be favoured by being given hits by anyone (cf. t.114, t.119, t.120).

#### **THE TEAM MANAGER**

- t.89.** In all competitions, all competitors of the same nationality must be under the direction of a team manager (who may or may not fence), who is responsible to the Directoire Technique or the Organising Committee for the discipline, conduct, and sportsmanship of the members of his team

#### **THE TEAM CAPTAIN**

- t.90. 1.** In team events, only the team captain has the right to approach the Referee and/or the refereeing delegates in order to decide with them any technical matters, or to register protests. The procedure for claims is set out in articles t.122 and t.123.
- 2.** The members of the team who have scrupulously abided by his decisions may not be held responsible by the relevant authorities. However, they are personally responsible for any actions they commit for which their team captain has not taken authority and for any offence committed by them in violation of the present rules.

#### **THE REFEREES AND JUDGES**

- t.91.** The members of the jury must fulfil their duties not only with total impartiality but also with the utmost attention (cf. t.34.1).

#### **THE INSTRUCTORS, TRAINERS AND TECHNICIANS**

- t.92. 1.** During the direct elimination of the individual events, the fencer's coach, medical staff and technicians are not allowed to remain near their fencers; the coaches are allowed to be inside the competition area in a place indicated by the organisers.
- 2.** The Referee may, whenever he considers it necessary, authorise a person to come briefly to the assistance of a fencer.

3. Each nation which has a fencer taking part in the round of the competition in progress may designate a maximum of two people who have the right to be positioned near the Piste Enclosure, outside it but close to a point of access. The organisers must provide the necessary space for these people.
4. In team competitions, there must be enclosures reserved for the team members. Only the team captain and one coach have the right to be with the team fencers inside the Team Enclosures.  
  
It would be helpful, that the Team Enclosure is clearly marked out by yellow lines on the ground or some other method. They should be at least 9 m<sup>2</sup> in area and be located at a distance of between 2 m and 6 m from each end of and outside the Piste Enclosure, which is 18 m ∞ 8 m.
5. During team matches, the team members not actually fencing must remain within their Team Enclosure.
6. During team competitions, no one has the right to enter the Piste Enclosure without the Referee's permission. In the case of such an offence, the Referee will penalise the offending team as provided for in Articles t.114, t.116 and t.120. A warning imposed on a team is valid for the complete team match. Should a fencer, within the same match, commit another offence from the First Group, the Referee will penalise him on each occasion with a Red Card.

#### **THE SPECTATORS**

- t.93. Spectators are obliged not to interfere with the good order of a competition, to do nothing which may tend to influence the fencers or the Referee, and to respect the decisions of the latter even when they do not agree with them. They must obey any instructions which the Referee may deem it necessary to give them (cf. t.82.3/4, t.118, t.120).

## **CHAPTER 2. THE DISCIPLINARY AUTHORITIES AND THEIR COMPETENCE**

The following articles only regulate discipline at competition venues. Depending on the gravity of the offences established, they do not exclude the application of the Disciplinary Codes in the corresponding Statutes and Bylaws of IWF and IWAS, which completes or, if the case arises, takes priority over the following articles.

#### **JURISDICTION**

- t.94. The following are the competent disciplinary authorities:
  - the Referee (cf. t.96);
  - the Directoire Technique (cf. t.97, o.56–o.62);
  - the IWF EC and its delegate(s);
  - the Executive Committee of the IPC at the Paralympic Games (cf. t.98);
  - the Executive Committee of the IWAS;

See also Disciplinary Rules in IWF and IWAS Statutes and Bylaws.

#### **PRINCIPLE OF JURISDICTION**

- t.95. 1. Whatever juridical authority has taken a decision, this decision may be subject to an

appeal to a higher juridical authority, but only to one such appeal.

2. No decision on a question of fact can be the subject of an appeal (cf. t.122.1/2).
3. An appeal against a decision only suspends that decision when it can be judged immediately.
4. Every appeal must be accompanied by the deposit of a guarantee specified by the respective authorities; this sum may be confiscated for the benefit of the IWF if the appeal is rejected on the grounds that it is 'frivolous'; this decision will be taken by the juridical authority responsible for hearing the appeal. However, appeals against the decisions of the Referee do not require the deposit of the guarantees mentioned above (cf. t.122).

#### **THE REFEREE**

- t.96.**
1. The Referee is responsible not only for the direction of the bout, the judging of hits and the checking of equipment, but equally for the maintenance of order in the bouts which he is refereeing (cf. t.35.2.i).
  2. In his capacity as director of the bout and arbiter of hits, he can, in accordance with the rules, penalise the competitors, either by refusing to award a hit which they have in fact made on the opponent, or by awarding against them a hit which they have not in fact received, or by excluding them from the competition which he is refereeing, all, according to the circumstances, with or without prior warning. In these circumstances, and if he has judged on a matter of fact, his decisions are irrevocable (cf. t.122.1/2).
  3. By reason of the right of jurisdiction which he has over all the fencers who participate in, or are present at a competition which he is refereeing, he can also propose to the Directoire Technique the expulsion from the venue of the competition of the spectators, trainers, instructors and other persons who accompany the competitors (cf. t.114, t.118, t.120).
  4. Finally, he may recommend to the Directoire Technique all other penalties which he considers appropriate (exclusion from the whole competition, suspension or disqualification) (cf. t.97.3).
  5. The Directoire Technique, together with the IWF (Referee) delegate, is the authority competent to deal with appeals against the decisions of the Referee. In case of a tie the IWF (Referee) delegate has the deciding vote.

#### **THE DIRECTOIRE TECHNIQUE AT OFFICIAL IWF COMPETITIONS (cf. o.56–o.62)**

- t.97.**
1. The Directoire Technique, the refereeing delegates or the supervisor have jurisdiction over all the fencers who take part in or are present at a competition which they are running.
  2. When necessary they can intervene on their own initiative in all disputes.
  3. They are also responsible for maintaining order and discipline during competitions, and may use the penalties specified in the Rules.
  4. The Directoire Technique is responsible for sending direct to the IWF EC and IWAS Headquarter announcements of disciplinary penalties pronounced during the competitions, as well as any requests for censure, suspension, extension of penalty or permanent suspension, and requests for ultimate appeals.
  5. The Directoire Technique activates any penalty imposed against which no appeal is possible or which is not subject to suspension (cf. t.95).
  6. The disciplinary decisions of the Directoire Technique, the refereeing delegates or the supervisor that they takes spontaneously or in their own right (as the first level of authority) are subject to appeal to the IWF EC.
  7. All the decisions of the Directoire Technique, the refereeing delegates or the supervisor are immediately enforceable. No appeal against a decision can suspend that decision during the competition.

## THE EXECUTIVE COMMITTEE OF THE IPC AT THE OLYMPIC PARALYMPIC GAMES

- t.98.** The Executive Committee of the International Paralympic Committee (IPC) is the final arbiter for all disputes of a non-technical nature which may arise during the Paralympic Games. It may intervene either on its own responsibility, or at the request of a national Paralympic Committee, the IWF and/or IWAS or the Organising Committee.

## IWF EXECUTIVE COMMITTEE (IWF EC)

- t.99.**
1. All disciplinary matters referred to the IWF by a national federation, a Directoire Technique or any other competent body on the occasion of an official IWF competition are addressed to the IWF EC and IWAS Headquarter. This latter transmits them to the competent body.
  2. IWF and IWAS, within the limits of the territories over which the IWAS has authority, settle all disciplinary matters referred to the IWF and judges all appeals against decisions taken by a Directoire Technique or IWF EC delegates.
  3. In urgent cases, IWF EC may take the administrative measures necessary for the suspension of the licence of the accused in accordance with the Disciplinary Code. See the Disciplinary Code in IWF and IWAS Statutes and Bylaws.

## CHAPTER 3. PENALTIES

### CLASSIFICATION OF PENALTIES

- t.100.** There are distinct categories of penalty applicable to different sorts of offence (cf. t.114ss).
1. Penalties related to fencing, applicable to offences committed while fencing. These are:
    - refusal to award a hit actually made
    - awarding a hit which has not in fact been received
    - exclusion from the competition
  2. Disciplinary penalties applicable to offences concerned with maintenance of order, discipline or sportsmanship. These are:
    - awarding a hit which has not in fact been received
    - exclusion from the competition
    - exclusion from participation in the whole tournament
    - expulsion from the venue of the competition
    - disqualification
    - censure
    - fine
    - temporary suspension
    - permanent suspension
- t.101.**
1. All these penalties except permanent suspension can be applied by the competent authorities at a competition — the Referee and the Directoire Technique.
  2. Temporary suspension can be applied by these authorities only in the case of a fencer refusing to salute (cf. t.87.3, t.120).

## **PENALTIES RELATED TO FENCING**

### **REFUSAL TO AWARD A HIT ACTUALLY MADE**

- t.103.** Although a competitor may in fact have hit his opponent on the target, this hit may be disallowed, either because it did not arrive during the period of time during which fencing is allowed, or because of defects in the electrical equipment, or because violence was involved in the making of the hit, or because of other reasons as laid down in the Rules (cf. t.18.1/3, t.20.2, t.21.2/4, t.22, t.26, t.27, t.32.2, t.41.2, t.45.3, t.53.3, t.60.2/6, t.66.1, t.67, t.68, t.70.3, t.73.1-4, t.80, t.87.2, t.96.2, t.114.2, t.120).

### **AWARD OF A HIT WHICH HAS NOT IN FACT BEEN RECEIVED**

- t.104.** A competitor may have a hit awarded against him which he has not in fact received, because he has committed an offence which has prevented his opponent fencing (the use of the unarmed hand while fencing, etc.) (cf. t.120).

## **EXCLUSION**

- t.105.** 1. A competitor who, while fencing, commits certain violent or vindictive actions against his opponent, or who does not fence to his utmost ability, or who profits from a fraudulent agreement with his opponent, may be excluded from the competition.
2. A competitor who is excluded from a competition may not continue to take part in that competition, even if he is already qualified for promotion to the next round. He loses the right to his individual classification and all the fencers ranked after the disqualified fencer move up one place in the results of the competition. If necessary the two third places are decided according to their ranking for the composition of the table. Under all circumstances, only fencers who have actually received points in the competition can move up a place in the competition's results.

## **DISCIPLINARY PENALTIES**

### **EXCLUSION FROM THE COMPETITION**

- t.106.** 1. Exclusion from a competition may also be imposed for a disciplinary offence (failure to appear on the piste as required, weapons not in accordance with the rules, reprehensible attitude towards an official, etc.).
2. The consequences of such exclusion for the competitor are the same as those described in Article t.105 above.

### **EXCLUSION FROM PARTICIPATION IN THE WHOLE TOURNAMENT**

- t.107.** 1. Tournament is the name given to a number of competitions, individual and team, held at the same place, at the same period and under the same aegis.
2. A competitor who is excluded from a tournament will no longer be allowed to participate in any competition during that tournament, either at the same weapon or another.
3. When this penalty is imposed on a team, the position of each member of that team must be examined individually, and the members of that team may, according to the circumstances, have different penalties imposed on them (cf. t.90.2).

### **EXPULSION FROM THE VENUE OF THE COMPETITION OR THE TOURNAMENT**

- t.108.** All participants or non-competitors who participate in or are present at a competition (instructors, trainers, technicians, supporters, officials, spectators) may be expelled. Such expulsion has the effect of forbidding them access to the venue for the duration of the competition or tournament (cf. t.93, t.106.3, t.120). In no circumstances can the imposition of

this penalty give cause for redress to anyone.

#### **DISQUALIFICATION**

- t.109.** 1. Disqualification of a competitor (for example, because he does not conform to the rules regarding age, qualification, etc. required for the competition) does not necessarily incur his (temporary) suspension or permanent suspension, if he has acted in good faith; a request for supplementary penalties for fraudulent intention may, however, be made against the competitor.
2. A team which has included a competitor who is disqualified necessarily incurs the penalty of that member and is also disqualified.
3. The consequences of disqualification are the same as those for exclusion from the competition (see Article t.105 above).

#### **CENSURE**

- t.110.** In cases where a more severe disciplinary sanction is not justified, the fencer or the official may be sanctioned by censure.

#### **TEMPORARY SUSPENSION**

- t.111.** 1. A competitor who is suspended cannot take part in any official IWF competition during the time he is suspended.
2. All other persons who are suspended are debarred from exercising their functions within the limits of time and place fixed when the suspension is imposed.

#### **PERMANENT SUSPENSION**

- t.112.** Permanent suspension involves the same consequences as suspension, but is permanent.

#### **ANNOUNCEMENT OF PENALTIES**

- t.113.** 1. The Directoire Technique is required to inform the IWF EC and IWAS Headquarter without delay of penalties applied during the competition and their reasons (cf. t.97.5).
2. At the Paralympic Games, the Directoire Technique must advise the IPC via the Organising Committee.

### **CHAPTER 4. THE PENALTIES AND THE COMPETENT JURIDICAL AUTHORITIES**

#### **THE TYPES (GROUPS) OF PENALTY**

- t.114.** 1. There are three types of penalty to be applied in the cases indicated in the table in Article t.120. If a referee has to penalise a fencer who has committed several faults at the same time, he should penalise the least serious fault first.
2. Penalties are cumulative and they are valid for the bout with the exception of those indicated by a BLACK CARD, which means exclusion from the competition, suspension for the remainder of the tournament and for the following two competitions concerning this weapon.

However, a team excluded from a tournament because of a BLACK CARD imposed on

one of its members is not excluded as a team from the following competitions, but it may not select the penalised fencer.

Certain offences can result in the annulment of the hit scored by the fencer at fault. During the bout, only hits scored in circumstances connected with the offence may be annulled (cf. t.120).

**3.** The penalties are as follows:

- a) a warning, indicated by a YELLOW CARD with which the Referee identifies the fencer at fault. The fencer then knows that any further offence on his part will result in a penalty hit.
  - b) a penalty hit, demonstrated by a RED CARD with which the Referee identifies the fencer at fault. A hit is added to the score of his opponent and may, if the last hit is at stake, lead to the loss of the bout. Furthermore, a RED CARD can only be followed by another RED CARD or by a BLACK CARD, depending on the nature of the second offence (cf. t.120).
  - c) Exclusion from the competition, suspension from the remainder of the tournament and for the following two months of the active season, whether current or forthcoming; demonstrated by a BLACK CARD by which the Referee identifies the person at fault.
  - d) Expulsion from the competition venue (any person disturbing the order of the competition).
- 4.** All warnings (YELLOW CARDS), penalty hits (RED CARDS) and exclusions (BLACK CARDS) must be noted on the score-sheet of the bout, the pool or the match, together with the group to which they belong.

## COMPETENCE

**t.115.** The offences and their penalties which appear in different articles of the Rules are summarised in the list that follows in Article t.120; they are divided into four groups (cf. t.116–t.119). All these penalties are within the competence of the Referee, although the Directoire Technique still retains the right to intervene on its own initiative (cf. t.97.1–3).

## THE FIRST GROUP OF OFFENCES

**t.116.** The first infringement, in this First Group, is penalised by a YELLOW CARD (warning). If during the same bout the fencer commits the same or a different offence in this group, the Referee penalises him, on each occasion, with a RED CARD (penalty hit). If the fencer at fault has already been penalised by a RED CARD because of an offence listed in the Second or Third Group, he receives a further RED CARD for his first infringement relating to the First Group.

## THE SECOND GROUP OF OFFENCES

**t.117.** Every offence in the Second Group, including the first infringement, is penalised by a RED CARD (penalty hit).

## THE THIRD GROUP OF OFFENCES

- t.118.**
- 1.** The first infringement in the Third Group is penalised by a RED CARD (penalty hit), even if the fencer at fault has already received a RED CARD as a result of offences in the First or Second Groups.
  - 2.** If during the same bout the fencer commits the same or a different offence in this group, he is penalised with a BLACK CARD (exclusion from the competition, suspension from the remainder of the tournament and for the following two months of the active season, whether current or forthcoming)
  - 3.** Any person not on the piste who disturbs the good order of the competition receives:

- a) On the first infringement, a warning, indicated by a YELLOW CARD, valid for the whole of the competition, which must be noted on the bout score-sheet and recorded by the Directoire Technique;
  - b) At the second infringement during the same competition a BLACK CARD and/or expulsion from the competition venue.
4. In the most serious cases concerning disturbance either on or off the piste, the Referee may exclude or expel the person at fault immediately.

**THE FOURTH GROUP OF OFFENCES**

t.119. The first infringement in the Fourth Group, is penalised by a BLACK CARD (exclusion from the competition, suspension from the remainder of the tournament and for the following two months of the active season, whether current or forthcoming.

However, a team excluded from a tournament because of a BLACK CARD imposed on one of its members is not excluded as a team from the following competitions, but it may not select the penalised fencer.

**OFFENCES AND PENALTIES**

**t.120. Table of Offences and Penalties**

**THIS TABLE IS INTENDED TO BE A CONVENIENT SUMMARY: IT IS NOT A SUBSTITUTE FOR THE FULL TEXTS OF THE ARTICLES CONCERNED WHICH SHOULD BE CONSULTED IN ANY CASE OF DOUBT.**

**SCHEDULE OF OFFENCES AND PENALTIES**

OFFENCE	ARTICLE	FIRST OFFENCE	SECOND OFFENCE	THIRD OFFENCE
Absence of name and nationality on the back of the jacket and absence of the nationality on the lower edge of the conductive apron at all official IWF competitions, absence of national uniform and logo or absence of approved designed spoke protectors, at the Paralympic Games, World and Zonal Championships, all bouts, individual and teams ..... t.45.4		<b>ELIMINATION FROM COMPETITION</b>		
Absence of name and nationality on the back after changing a non-conforming jacket that does not conform to the rules.....t.45.5				
Absence of nationality on the conductive apron after changing a conductive apron that does not conform to the rules.....t.45.5				
Non-presentation when first called by Referee, fifteen minutes before time indicated for start of pool/ team match/bouts of direct elimination ..... t.86.5		<b>ELIMINATION</b>		
Non-presentation on the piste during the competition when ordered by the Referee, with three calls * at one-minute intervals .....t.86.6				
		<b>AT 1st CALL YELLOW CARD</b>	<b>AT 2nd CALL RED CARD</b>	<b>AT 3rd CALL ELIMINATION</b>

**SCHEDULE OF OFFENCES AND PENALTIES (CONTINUED)**

OFFENCE	ARTICLE	FIRST OFFENCE	SECOND OFFENCE	THIRD & SUBSEQ.
---------	---------	---------------	----------------	-----------------



GROUP 1	Deliberately changing of sitting position / Starting or moving before the command "Play" * .....t.17.6, t.24			
	Leaving piste without permission ..... t.18.6			
	Turning back on opponent * ..... t.21.2			
	Covering/substitution of valid target * ..... t.22.2, t.49.1, t.72.2			
	Touching/taking hold of electrical equipment * ..... t.22.3			
	Lifting from the wheelchair * ..... t.25, t.26			
	Losing balance or damaging/unfastening wheelchair systematically or deliberately * ..... t.27.1, t.28.2			
	Interruption of bout without valid reason ..... t.31.2			
	Clothing/equipment/wheelchair not working or not conforming; Curvature of blade exceeding permitted limits. Absence of second regulation weapon or bodywire..... t.45.1/2/3.a) ii, t.86.4			
	Placing the weapon on the conductive piste to straighten it ..... t.46.2, t.61.2, t.70.5			
	At foil and epee, bending, dragging weapon point on conductive piste ..... t.46.2, t.61.2			
Bringing weapon into contact with conductive jacket * .....t.53.3				
At sabre, hit made with the guard * ..... t.70.3, t.75.5				

	OFFENCE	ARTICLE	FIRST OFFENCE	SECOND OFFENCE	THIRD & SUBSEQ.
GROUP 2	Use of non-sword arm/hand * .....t.22.1				
	Losing <b>balance</b> deliberately / Unfastening wheelchair deliberately .....t.27.1, t.28.2				
	Destroying the wheelchair to gain advantage.....t.28.2				
	Interruption of bout for claimed injury/cramp deemed unjustified by doctor ..... t 33				
	Absence of weapon or wheelchair check marks * .....t 45.3				
Absence of name and nationality on the back, <b>absence of nationality on conductive apron</b> , absence of national <b>uniform or logo or absence of approved designed spoke protectors</b> when compulsory, at					

GROUP 3	Fencer disturbing order when on piste. In the most serious cases, the Referee may award a black card immediately (t.118.4)..... t.82.3, t.83, t.96.2	RED CARD	BLACK CARD	
	Dishonest fencing * ..... t.87.1			
	Offence against Publicity Code .....Publicity Code			
	Any person not on piste disturbing good order. In the most serious cases, the Referee may award a black card immediately (t.118.4)..... t.82.3/4, t.83, t.96.3, t.118.3/4	YELLOW CARD	BLACK CARD	
	Warning up or training without wearing fencing clothing or equipment that conforms to the IWF regulations..... t.15.2			
	Anti-sporting behaviour..... t.87.2			
GROUP 4	Fraudulent equipment, control or wheelchair check marks imitated or transferred * ..... t.45.3.a) iii, iv	BLACK CARD		
	Equipment that has been altered in any way to allow the recording of hits or the non-functioning of apparatus at will..... t.45.3.a) v			
	Fencer equipped with electronic communication equipment permitting him to receive communications during the bout .... t.43.1.f, t.44.2, t.45.3.a) vi			
	Refusal of a fencer to fence another competitor properly entered (individual or team). .....t.85.1			
	Offence against sportsmanship ..... t.87.2, t.105.1			
	Refusal of fencer to salute their opponent, the Referee and the public before beginning or at end of bout .....t.87.3			
Deliberate brutality *				
Table continues overleaf				

\* Annulment of any hit scored by the fencer at fault.

+ Special YELLOW CARD for the whole team and valid for the whole team match. If, during the same team match, a fencer commits an offence of the 1st group the Referee penalises with a RED CARD each time.

**YELLOW CARD = Warning** (valid for bout, whether one or several encounters). If a fencer commits an offence in the First Group after having been penalised with a RED CARD, for whatever reason, he receives a further RED CARD.

**RED CARD = Penalty hit.**

**BLACK CARD = Exclusion** from the competition, suspension from the remainder of the tournament and for the following two months of the active season, whether current or forthcoming. A fencer only receives a BLACK CARD in the Third Group if he previously committed an offence in this Third Group (demonstrated by a RED CARD).

(1) Expulsion from competition venue. (2) In serious cases, Referee may exclude/expel (BLACK CARD)

*immediately. (3) in the most serious cases the Referee can exclude (BLACK CARD) and/or expel immediately.*

## **CHAPTER 5. PROCEDURE**

### **BASIC PRINCIPLE**

- t.121.** The various penalties are imposed by the competent authorities who will reach their decisions in an equitable manner, and will take into account the gravity of the offence and the circumstances in which it was committed (cf. t.94ss, t.114ss, t.124ss).

### **PROTESTS AND APPEALS**

#### **AGAINST A DECISION OF THE REFEREE**

- t.122.** 1. No appeal can be made against the decision of the Referee regarding a point of fact (cf. t.95.1/2/4, t.96.2).
2. If a fencer infringes this principle, casting doubt on the decision of the Referee on a point of fact during the bout, he will be penalised according to the rules (cf. t.114, t.116, t.120). But if the Referee is ignorant of or misunderstands a definite rule, or applies it in a manner contrary to the Rules, an appeal on this matter may be entertained.
3. This appeal must be made:
- a) in individual events, by the fencer,
  - b) in team events, by the fencer or the team captain, it should be made courteously but without formality, and should be made verbally to the Referee immediately and before any decision is made regarding a subsequent hit.
4. If the Referee maintains his opinion, the Directoire Technique has the authority to settle an appeal (cf. t.97). If such an appeal is deemed to be unjustified, the fencer will be penalised in accordance with Articles t.114, t.116, t.120.

#### **OTHER PROTESTS AND APPEALS**

- t.123.** 1. Complaints and protests which are not concerned with a referee's decision must be made in writing without delay; they must be addressed to the Directoire Technique.
2. Protests over the composition of the first round at World Championships and the Paralympic Games may only be made up to 7 p.m. of the day before the event (cf. o.10).

#### **INVESTIGATION — RIGHT OF DEFENCE**

- t.124.** No penalty can be imposed until after an enquiry has been held in the course of which the parties concerned have been called on to give their explanation of the occurrence either verbally or in writing, within a reasonable interval of time, suited to the time and place. After this time limit has expired, the penalty may be imposed.

#### **METHOD OF DECISION**

- t.125.** The decisions of the juridical authorities of competitions are by majority vote, the chairman (president) having the casting vote in case of a tie.

#### **REPETITION OF OFFENCE**

- t.126.** 1. For offences regarding sportsmanship, good order or discipline, a fencer is said to repeat an

offence if he commits a new offence, other than violation of the rules governing bouts, within two years of being censured, or subjected to exclusion, disqualification or suspension.

2. For the repetition of an offence, the penalty which must be imposed is:
- a) Exclusion from the competition, if the previous penalty was a censure.
  - b) Disqualification from participation in the whole tournament, if the previous penalty was exclusion or disqualification from a competition. See also the Disciplinary Code in IWF and IWAS Statutes and Bylaws.

## CHAPTER 6. ANTI-DOPING CONTROLS

- t.127.
- a) Doping is forbidden by IWF and IWAS. Any breaking of this rule will incur disciplinary action.
  - b) Doping is defined as the occurrence of one or more of the anti-doping rule violations set forth in IWAS Anti- Doping Rules.
  - c) IWF and IWAS have committed itself to the WADA Anti-Doping Code. The IWAS Anti-Doping Rules are based on the WADA 'Models of Best Practice' and adopt in their entirety the 'mandatory clauses' of the above document. The IWF and IWAS also adopts in full the WADA 'Prohibited Classes of Substances and Prohibited Methods' document.
  - d) The IWF/IWAS reserves the right to conduct doping control during competitions — that is, at any competition organised under its control — as well as out-of-competition.
  - e) The athletes who participate in IWF competitions undertake to respect the IWAS anti-doping Rules, use neither prohibited substances nor prohibited methods and agree to submit to any anti-doping control, whether in- or out-of competition;
  - f) All the details concerning the doping controls at official IWF competitions, as well as out-of competition, are to be found in the articles of the Anti-Doping Rules of the IWAS.
  - g) The penalties and consequences of the penalties arising from violations of the anti-doping rules are those laid down in the IWAS Anti-Doping Rules.
  - h) Fencers found to have contravened these anti-doping rules will be subject to the procedures provided for in the Anti-Doping Rules. The publication of test results and decisions relating to application of penalties will be announced by IWAS, which alone has the right to bring them to the notice of all member federations.
  - i) Doping offences committed and penalised in one of the member countries of the IWAS will be taken into account and the penalties ('sanctions') will be applied by all member countries of the IWAS.
  - j) Modification of the IWAS Anti-Doping Rules falls within the competence of the IWAS.